

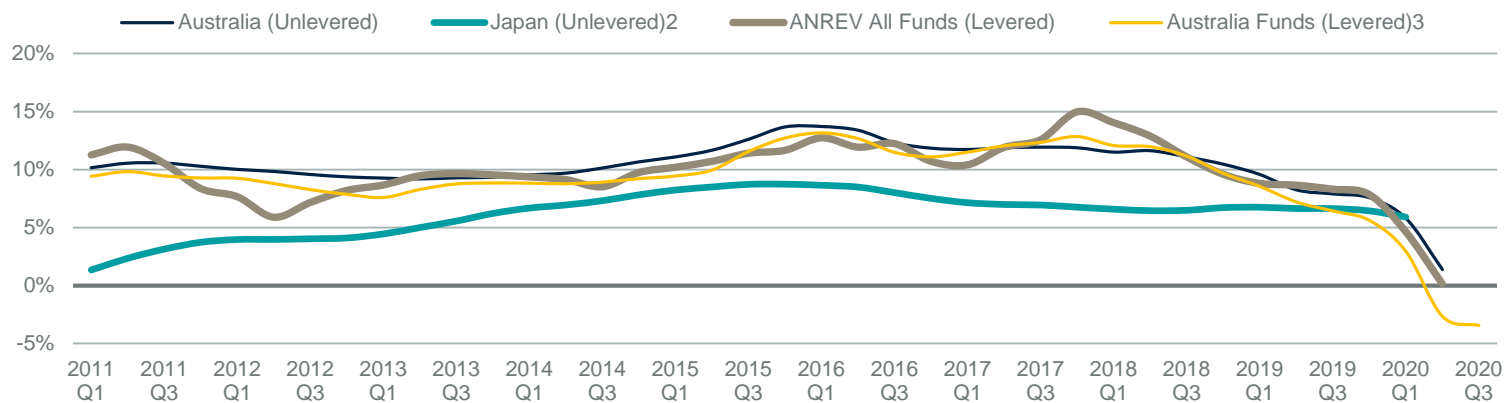
For Professional Clients (MiFID Directive 2014/65/EU Annex II) only. For Qualified Investors (Art. 10 Para. 3 of the Swiss Federal Collective Investment Schemes Act (CISA)). For Qualified Clients (Israeli Regulation of Investment Advice, Investment Marketing and Portfolio Management Law 5755-1995). Outside the U.S. for Institutional investors only. In the United States and Canada, for institutional client and registered representative use only. Not for retail distribution. Further distribution of this material is strictly prohibited. In Australia and New Zealand: For Wholesale Investors only. *For investors in Bermuda: This is not an offering of securities or interests in any product. Such securities may be offered or sold in Bermuda only in compliance with the provisions of the Investment Business Act of 2003 of Bermuda which regulates the sale of securities in Bermuda.

*Marketing Material

QUARTERLY HIGHLIGHTS

- Annual levered fund-level total returns for real estate in Asia Pacific, as measured by the ANREV Asia Pacific All Funds Index, deteriorated from 4.6% in Q1 2020 to 0.1% in Q2 2020.
- Asset-level returns in Australia have softened with the Property Council of Australia/MSCI Australia All Property Index reporting a total return of 1.4% in Q2 2020. Total returns for industrial sector moderated slightly while returns for office declined during the quarter.
- Private real estate in Australia outperformed broad equities and listed real estate on a 12 months trailing basis but underperformed in the recent quarter.
- Total returns post fees for unlisted funds in Australia fell to -3.4% in Q3 2020, dragged down by the poor performance in the retail funds and weaker performance in the office sector on the back of the challenging leasing markets.
- In Japan, private real estate performance outperformed broad equities, listed real estate and bonds on a 12 months trailing basis in Q1 2020² (preliminary).

PRIVATE REAL ESTATE TOTAL RETURNS¹ (12 months trailing)



¹ In local currency ² 2020 Q1 numbers for Japan are preliminary figures as of November 2020 ³ Total return NAV post fee in local currency
 Source: The Property Council of Australia/MSCI Australia All Property Index, ARES Japan Property Index, ANREV All Funds Index, MSCI/Mercer Australia Core Wholesale Monthly Property Fund Index. As of November 2020.
 Past performance is not indicative of future returns.

RECENT PERFORMANCE TRENDS (AUSTRALIA)

	Quarter		12 months trailing	
	2Q 2020	2Q 2020	2Q 2020	2Q 2019
Private Real Estate – Asset Level ¹	-2.5%	1.4%	8.3%	
Broad Equities (large cap)	16.2%	-10.9%	6.8%	
Bonds	0.4%	4.5%	10.2%	
Listed Real Estate	18.3%	-24.6%	13.9%	
10-Year Govt Bond	0.9%	0.9%	1.4%	
6-Month OIS ¹	0.1%	0.1%	0.9%	
CPI	-0.3%	-0.3%	1.6%	

RECENT PERFORMANCE TRENDS (JAPAN)

	Quarter		12 months trailing	
	1Q 2020	1Q 2020	1Q 2020	1Q 2019
Private Real Estate – Asset Level ¹	1.1%	5.9%	6.8%	
Broad Equities (large cap)	-18.5%	-11.8%	-7.3%	
Bonds	-18.2%	-18.2%	8.9%	
Listed Real Estate	-25.6%	-16.4%	13.0%	
10-Year JGB	0.0%	0.0%	-0.1%	
12-Month TIBOR	0.1%	0.1%	0.1%	
CPI	-0.1%	0.0%	0.0%	

¹ In local currency. Note: 2020 Q1 numbers for Japan's Private Real Estate are preliminary figures as of November 2020.

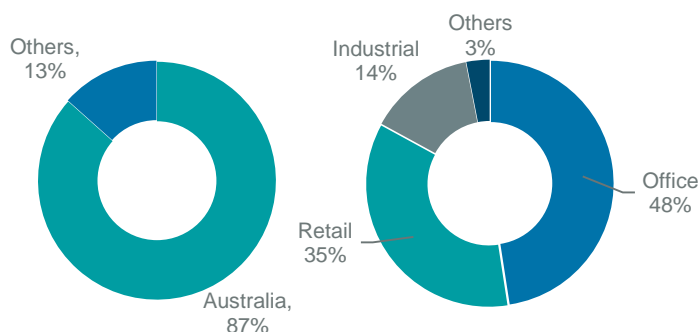
Source: The Property Council of Australia/MSCI Australia All Property Index, ARES Japan Property Index, Bloomberg, Reserve Bank of Australia, Oxford Economics. As of November 2020. Past performance is not indicative of future returns.

MSCI GLOBAL QUARTERLY PROPERTY FUND INDEX (ASIA PACIFIC) AND ARES JAPAN PROPERTY INDEX PERFORMANCE

- Total fund level returns for the MSCI Global Quarterly Property Fund Index (Asia Pacific) hit a ten year low of -2.1% in Q2 2020 (12 months trailing).
- Year-on-year total returns for the underlying assets within the MSCI Global Quarterly Property Index (Asia Pacific) were driven by income returns while capital returns turned negative for the first time since Q2 2010.
- In terms of sector performance, industrial sector continued to outperform by a wide margin (11.1%) followed by office (6.7%). The retail sector remained a significant drag on performance as the impact from COVID-19 compounds the challenges already facing in the sector.
- Unlevered annual total returns for direct real estate in Japan moderated from 6.4% in Q4 2019 to 5.9% in Q1 2020 (preliminary) due to the lower returns from the hotel sector. Across the five property sectors, residential and office sector outperformed, returning 7.7% and 7.0% respectively.

APAC MARKET CAPITALIZATION

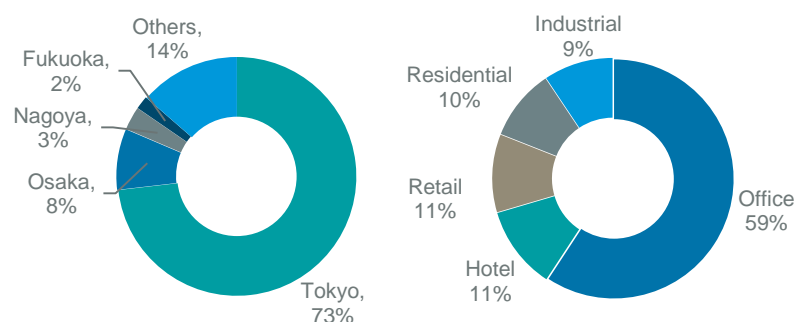
Index market value: \$79.4 billion
Property count: 630



Note: Others include Japan, South Korea, New Zealand.
Source: MSCI Global Quarterly Property Fund Index (Asia Pacific).
As of November 2020.

JAPAN MARKET CAPITALIZATION

Market value: JPY12.3trn
Property count: 1,975



Note: Based on preliminary figures as of November 2020.
Source: ARES Japan Property Index.

RETURNS BY PROPERTY TYPE

	Annual Returns ¹							Standard Deviation		Descriptive Statistics											
	1 Year			3 years	5 years	10 years	Since Inception	10 years	Since Inception	Value	Number										
	Total	Income	Capital																		
Asia Pacific	Fund-level Returns (Q2 20) ¹											GAV (bn)	Funds								
	APAC All Funds											-2.1%		5.5%	8.2%	8.6%	6.2%	2.9%	3.9%	\$83.6	22
	Asset-level Returns (Q2 20) ¹											CV (bn)	Properties								
	Type	Office	6.7%	4.5%	2.2%	10.6%	11.9%	10.9%	8.3%	2.0%	4.0%	\$37.5									
		Retail	-10.9%	4.0%	-14.4%	0.1%	3.8%	6.7%	5.8%	4.4%	2.6%	\$27.9									
	Industrial	11.1%	5.4%	5.4%	11.7%	11.5%	11.4%	9.0%	1.3%	3.9%	\$11.0										
	Others	2.7%	2.2%	0.5%	6.1%	6.3%	6.9%	5.3%	2.3%	2.7%	\$2.4										
	APAC All Properties	0.0%	4.3%	-4.1%	6.2%	8.3%	9.1%	7.3%	2.2%	3.3%	\$79.4	630									
Japan	Asset-level Returns (MAR 20) ²											CV (trn)	Properties								
	Type	Office	7.0%	4.3%	2.7%	7.0%	7.1%	5.2%	5.6%	2.2%	5.6%	JPY 7.1	739								
		Retail	4.7%	4.6%	0.1%	5.4%	6.1%	6.1%	5.3%	1.0%	4.3%	JPY 1.3	166								
		Industrial	5.8%	4.7%	1.1%	6.5%	7.4%	7.3%	5.4%	1.5%	3.1%	JPY 1.1	91								
		Residential	7.7%	4.7%	3.0%	7.2%	7.3%	7.0%	4.8%	1.3%	3.7%	JPY 1.2	705								
		Hotel	3.2%	4.4%	-1.2%	5.3%	9.6%	8.6%	6.0%	6.1%	6.6%	JPY 1.3	228								
	Japan All Properties	5.9%	4.4%	1.4%	6.4%	6.9%	5.9%	5.7%	1.7%	4.7%	JPY 12.3	1,975									

Note: ¹ In USD ² In JPY. Japan's asset level returns are preliminary figures as of November 2020.
Source: MSCI Global Quarterly Property Fund Index (Asia Pacific), ARES Japan Property Index. As of November 2020.
Past performance is not indicative of future returns.

Important Definitions

Japan

ARES: ARES Japan Property Index is the index calculated from the universe of income-producing properties owned by core real estate funds mainly for institutional investors provided by The Association for Real Estate Securitization.

MSCI Real Estate: MSCI is a leading provider of real estate performance and risk analysis, providing critical business intelligence.

Broad Equities (Tokyo Price Index, TOPIX): An index that measures stock prices on the Tokyo Stock Exchange (TSE). This capitalization-weighted index lists all firms that are considered to be under the 'first section' on the TSE, which groups all of the large firms on the exchange into one pool.

Bonds (Nomura Bond Performance Index): The NOMURA-BPI is widely used by institutional investors in Japan and other countries as a benchmark for measuring bond performance. The index reflects the performance of the entire secondary market for publicly offered, fixed-income bonds issued in Japan.

Listed REIT (TSE REIT Index): The Tokyo Stock Exchange REIT Index is a capitalization-weighted index based on all REITs listed on the Tokyo Stock Exchange.

12-month TIBOR: The Tokyo Interbank Offered Rate is a daily reference rate based on the interest rates at which banks offer to lend unsecured funds to other banks in the Tokyo wholesale money market.

Sources: ARES, MSCI, Bloomberg, Nomura.

Australia

MSCI Real Estate: MSCI is a leading provider of real estate performance and risk analysis, providing critical business intelligence.

Broad Equities (S&P/ASX 200 Index): The S&P/ASX 200 Index is recognised as the investable benchmark for the Australian equity market, it addresses the needs of investment managers to benchmark against a portfolio characterised by sufficient size and liquidity.

Bonds (S&P/ASX Australian Fixed Interest Index): S&P/ASX Australian Fixed Interest Index is a broad benchmark index family designed to measure the performance of the Australian bond market, which meets certain investability criteria. The index is split across investable investment grade, Australian dollar denominated bonds issued in the local market with maturities greater than one year.

Listed REIT (S&P/ASX 200 A-REIT Index): S&P/ASX 200 A-REIT Index provides investors with exposure to Australian Real Estate Investment Trusts (A-REITs).

6-Month OIS: An Overnight Index Swap (OIS) is a daily reference rate based on the interest rates at which banks borrow unsecured funds from other banks in the Australian wholesale money market.

Sources: MSCI, Bloomberg, Reserve Bank of Australia

RESEARCH & STRATEGY – ALTERNATIVES

OFFICE LOCATIONS:

Chicago

222 South Riverside Plaza
34th Floor
Chicago
IL 60606-1901
United States
Tel: +1 312 537 7000

Frankfurt

Mainzer Landstrasse 11-17
60329 Frankfurt am Main
Germany
Tel: +49 69 71909 0

London

Winchester House
1 Great Winchester Street
London EC2N 2DB
United Kingdom
Tel: +44 20 754 58000

New York

875 Third Avenue
26th Floor
New York
NY 10022-6225
United States
Tel: +1 212 454 3414

San Francisco

101 California Street
24th Floor
San Francisco
CA 94111
United States
Tel: +1 415 781 3300

Singapore

One Raffles Quay
South Tower
20th Floor
Singapore 048583
Tel: +65 6538 7011

Tokyo

Sanno Park Tower
2-11-1 Nagata-cho
Chiyoda-Ku
18th Floor
Tokyo
Japan
Tel: +81 3 5156 6000

TEAM:

Global

Kevin White, CFA

Co-Head of Research & Strategy
kevin.white@dws.com

Simon Wallace

Co-Head of Research & Strategy
simon.wallace@dws.com

Gianluca Minella

Head of Infrastructure Research
gianluca.minella@dws.com

Americas

Brooks Wells

Head of Research, Americas
brooks.wells@dws.com

Liliana Diaconu, CFA

Office Research
liliana.diaconu@dws.com

Ross Adams

Industrial Research
ross.adams@dws.com

Ryan DeFeo

Property Market Research
ryan-c.defeo@dws.com

Ana Leon

Retail Research
ana.leon@dws.com

Joseph Pecora, CFA

Apartment Research
joseph.pecora@dws.com

Europe

Tom Francis

Property Market Research
tom.francis@dws.com

Siena Golan

Property Market Research
siena.golan@dws.com

Rosie Hunt

Property Market Research
rosie.hunt@dws.com

Martin Lippmann

Property Market Research
martin.lippmann@dws.com

Florian van-Kann

Property Market Research
Florian.van-kann@dws.com

Aizhan Meldebek

Infrastructure Research
aizhan.meldebek@dws.com

Asia Pacific

Koichiro Obu

Head of Research & Strategy, Asia Pacific
koichiro-a.obu@dws.com

Natasha Lee

Property Market Research
natasha-j.lee@dws.com

Seng-Hong Teng

Property Market Research
seng-hong.teng@dws.com

Hyunwoo Kim

Property Market Research
hyunwoo.kim@dws.com

IMPORTANT INFORMATION

The brand DWS represents DWS Group GmbH & Co. KGaA and any of its subsidiaries, such as DWS Distributors, Inc., which offers investment products, or DWS Investment Management Americas, Inc. and RREEF America L.L.C., which offer advisory services.

This material was prepared without regard to the specific objectives, financial situation or needs of any particular person who may receive it. It is intended for informational purposes only. It does not constitute investment advice, a recommendation, an offer, solicitation, the basis for any contract to purchase or sell any security or other instrument, or for DWS or its affiliates to enter into or arrange any type of transaction as a consequence of any information contained herein. Neither DWS nor any of its affiliates gives any warranty as to the accuracy, reliability or completeness of information which is contained in this document. Except insofar as liability under any statute cannot be excluded, no member of the DWS, the Issuer or any office, employee or associate of them accepts any liability (whether arising in contract, in tort or negligence or otherwise) for any error or omission in this document or for any resulting loss or damage whether direct, indirect, consequential or otherwise suffered by the recipient of this document or any other person.

The views expressed in this document constitute DWS Group's judgment at the time of issue and are subject to change. This document is only for professional investors. This document was prepared without regard to the specific objectives, financial situation or needs of any particular person who may receive it. No further distribution is allowed without prior written consent of the Issuer.

Investments are subject to risk, including market fluctuations, regulatory change, possible delays in repayment and loss of income and principal invested. The value of investments can fall as well as rise and you might not get back the amount originally invested at any point in time.

Investment in real estate may be or become nonperforming after acquisition for a wide variety of reasons. Non performing real estate investment may require substantial workout negotiations and/ or restructuring. Environmental liabilities may pose a risk such that the owner or operator of real property may become liable for the costs of removal or remediation of certain hazardous substances released on, about, under, or in its property. Additionally, to the extent real estate investments are made in foreign countries, such countries may prove to be politically or economically unstable. Finally, exposure to fluctuations in currency exchange rates may affect the value of a real estate investment.

Investments in Real Estate are subject to various risks, including but not limited to the following:

- _ Adverse changes in economic conditions including changes in the financial conditions of tenants, buyer and sellers, changes in the availability of debt financing, changes in interest rates, real estate tax rates and other operating expenses;
- _ Adverse changes in law and regulation including environmental laws and regulations, zoning laws and other governmental rules and fiscal policies;
- _ Environmental claims arising in respect of real estate acquired with undisclosed or unknown environmental problems or as to which inadequate reserves have been established;
- _ Changes in the relative popularity of property types and locations;
- _ Risks and operating problems arising out of the presence of certain construction materials; and
- _ Currency / exchange rate risks where the investments are denominated in a currency other than the investor's home currency.

An investment in real estate involves a high degree of risk, including possible loss of principal amount invested, and is suitable only for sophisticated investors who can bear such losses. The value of shares/ units and their derived income may fall or rise.

War, terrorism, economic uncertainty, trade disputes, public health crises (including the recent pandemic spread of the novel coronavirus) and related geopolitical events could lead to increased market volatility, disruption to US and world economies and markets and may have significant adverse effects on the fund and its investments.

Any forecasts provided herein are based upon DWS's opinion of the market at this date and are subject to change dependent on the market. Past performance or any prediction, projection or forecast on the economy or markets is not indicative of future performance.

This marketing communication is intended for professional clients only.

DWS is the brand name of DWS Group GmbH & Co. KGaA and its subsidiaries under which they operate their business activities. The respective legal entities offering products or services under the DWS brand are specified in the respective contracts, sales materials and other product information documents. DWS, through DWS Group GmbH & Co. KGaA, its affiliated companies and its officers and employees (collectively "DWS") are communicating this document in good faith and on the following basis.

This document has been prepared without consideration of the investment needs, objectives or financial circumstances of any investor. Before making an investment decision, investors need to consider, with or without the assistance of an investment adviser, whether the investments and strategies described or provided by DWS Group, are appropriate, in light of their particular investment needs, objectives and financial circumstances. Furthermore, this document is for information/discussion purposes only and does not constitute an offer, recommendation or solicitation to conclude a transaction and should not be treated as giving investment advice.

The document was not produced, reviewed or edited by any research department within DWS and is not investment research. Therefore, laws and regulations relating to investment research do not apply to it. Any opinions expressed herein may differ from the opinions expressed by other legal entities of DWS or their departments including research departments.

The information contained in this document does not constitute a financial analysis but qualifies as marketing communication. This marketing communication is neither subject to all legal provisions ensuring the impartiality of financial analysis nor to any prohibition on trading prior to the publication of financial analyses.

This document contains forward looking statements. Forward looking statements include, but are not limited to assumptions, estimates, projections, opinions, models and hypothetical performance analysis. The forward looking statements expressed constitute the author's judgment as of the date of this document. Forward looking statements involve significant elements of subjective judgments and analyses and changes thereto and/ or consideration of different or additional factors could have a material impact on the results indicated. Therefore, actual results may vary, perhaps materially, from the results contained herein. No representation or warranty is made by DWS as to the reasonableness or completeness of such forward looking statements or to any other financial information contained in this document. Past performance is not guarantee of future results.

We have gathered the information contained in this document from sources we believe to be reliable; but we do not guarantee the accuracy, completeness or fairness of such information. All third party data are copyrighted by and proprietary to the provider. DWS has no obligation to update, modify or amend this document or to otherwise notify the recipient in the event that any matter stated herein, or any opinion, projection, forecast or estimate set forth herein, changes or subsequently becomes inaccurate.

Investments are subject to various risks, including market fluctuations, regulatory change, possible delays in repayment and loss of income and principal invested. The value of investments can fall as well as rise and you might not get back the amount originally invested at any point in time. Furthermore, substantial fluctuations of the value of any investment are possible even over short periods of time. The terms of any investment will be exclusively subject to the detailed provisions, including risk considerations, contained in the offering documents. When making an investment decision, you should rely on the final documentation relating to any transaction.

No liability for any error or omission is accepted by DWS. Opinions and estimates may be changed without notice and involve a number of assumptions which may not prove valid. DWS or persons associated with it may (i) maintain a long or short position in securities referred to herein, or in related futures or options, and (ii) purchase or sell, make a market in, or engage in any other transaction involving such securities, and earn brokerage or other compensation.

DWS does not give taxation or legal advice. Prospective investors should seek advice from their own taxation agents and lawyers regarding the tax consequences on the purchase, ownership, disposal, redemption or transfer of the investments and strategies suggested by DWS. The relevant tax laws or regulations of the tax authorities may change at any time. DWS is not responsible for and has no obligation with respect to any tax implications on the investment suggested.

This document may not be reproduced or circulated without DWS written authority. The manner of circulation and distribution of this document may be restricted by law or regulation in certain countries, including the United States.

This document is not directed to, or intended for distribution to or use by, any person or entity who is a citizen or resident of or located in any locality, state, country or other jurisdiction, including the United States, where such distribution, publication, availability or use would be contrary to law or regulation or which would subject DWS to any registration or licensing requirement within such jurisdiction not currently met within such jurisdiction. Persons into whose possession this document may come are required to inform themselves of, and to observe, such restrictions.

© 2020 DWS International GmbH

Issued in the UK by DWS Investments UK Limited which is authorised and regulated by the Financial Conduct Authority (Reference number 429806).

© 2020 DWS Investments UK Limited

In Hong Kong, this document is issued by DWS Investments Hong Kong Limited and the content of this document has not been reviewed by the Securities and Futures Commission.

© 2020 DWS Investments Hong Kong Limited

In Singapore, this document is issued by DWS Investments Singapore Limited and the content of this document has not been reviewed by the Monetary Authority of Singapore.

© 2020 DWS Investments Singapore Limited

In Australia, this document is issued by DWS Investments Australia Limited (ABN: 52 074 599 401) (AFSL 499640) and the content of this document has not been reviewed by the Australian Securities Investment Commission.

© 2020 DWS Investments Australia Limited

For investors in Bermuda: This is not an offering of securities or interests in any product. Such securities may be offered or sold in Bermuda only in compliance with the provisions of the Investment Business Act of 2003 of Bermuda which regulates the sale of securities in Bermuda. Additionally, non-Bermudian persons (including companies) may not carry on or engage in any trade or business in Bermuda unless such persons are permitted to do so under applicable Bermuda legislation.

© 2020 DWS Group GmbH & Co. KGaA. All rights reserved. (10/20) I-075711_3.1