

Results of DWS's 2021 annual PRI assessment for the reporting year 2020 (submitted in May 2021)

DWS Group was among the early signatories of the [United Nations-backed Principles for Responsible Investment \(PRI\)](#) in 2008. The PRI initiative is an important framework for DWS Group and our ESG investment process is guided by the six Principles for Responsible Investment. Principle 6 commits us to providing transparency and to reporting on our activities and progress towards implementing the Principles.

The PRI Assessment Report 2021 relates to the 2020 calendar year and thus represents DWS Group 2020 activities as reported to PRI in May 2021. The PRI has completely changed their framework starting with the 2021 assessment which means that results cannot be compared to prior assessments. The process of changing the assessment methodology has also led to PRI not asking for a submission for the calendar year 2021. A summary of the new 2021 [assessment methodology as applied to the PRI Assessment Report 2021](#) and guidelines on how to publish results are available on the PRI website.

DWS Group also continues to develop and refine its overall ESG strategy, processes and products to take into account applicable regulations which may change over time as new rules and standards evolve.

The PRI Assessment Report is generally designed to provide feedback to signatories to support ongoing learning and development. The results acknowledge our continued efforts and progress in deploying our ESG incorporation framework across different asset classes. The latest PRI Reporting & Assessment Update can be found [here](#). To fully comply with the PRI's publication guidelines mentioned on the PRI data portal, please see links to the [2021 PRI Assessment Report](#) and the [2021 PRI Public Transparency Report](#).

How to read the 2021 PRI Assessment Report for DWS Group

Across the 15 PRI modules relevant for DWS Group, we scored above the median and reached 4 stars in 7 modules and 5 stars in 8 modules. The table on the next page provides an overview of DWS Group's aggregate results for each module and the respective median. The median applies to all signatories who have completed that module. There is no overall organization score.

Results of DWS's annual PRI assessment for reporting year 2020

The 2020 scoring methodology has changed to reflect PRI's new reporting framework and is not comparable with scores from previous years.

DWS's PRI assessment results in comparison to PRI signatories

AuM Band	Module name	Summary Scores	Median for PRI signatories	PRI signatories group size for this module	DWS score vs. Median
	Investment & Stewardship Policy	★★★★ (87)	60	2791	better
<10%	Listed Equity Active quantitative - incorporation	★★★★★ (90)	65	301	better
10–50%	Listed Equity Active fundamental - incorporation	★★★★★ (96)	71	1,085	better
<10%	Listed Equity investment trusts - incorporation	★★★★ (89)	66	146	better
10–50%	Listed Equity Passive - incorporation	★★★★ (77)	35	317	better
<10%	Listed Equity Active quantitative - voting	★★★★★ (93)	61	378	better
10–50%	Listed Equity Active fundamental - voting	★★★★★ (93)	54	1144	better
<10%	Listed Equity investment trusts - voting	★★★★★ (93)	60	189	better
10–50%	Listed Equity Passive - voting	★★★★★ (93)	57	384	better
10–50%	Fixed Income - SSA	★★★★ (82)	50	807	better
10–50%	Fixed Income - Corporate	★★★★ (87)	62	932	better
<10%	Fixed Income - Securitized	★★★★ (74)	55	433	better
<10%	Fixed Income - Private Debt	★★★★ (72)	67	317	better
<10%	Real Estate	★★★★★ (93)	69	422	better
<10%	Infrastructure	★★★★★ (91)	71	182	better

➤ Across 15 PRI modules, DWS scored above median of all PRI signatories and reached 4-stars across 7 modules and 5-star across 8 modules

The scoring thresholds define at which percentage boundary a grade is allocated:

Do not do ESG or scored 0 ≤ 25 %	★☆☆☆☆
> 25 ≤ 40 %	★★☆☆☆
> 40 ≤ 65 %	★★★☆☆
> 65 ≤ 90 %	★★★★☆
> 90 ≤ 100 %	★★★★★
Do not hold the asset class	N/A – not applicable
Opted out of reporting	N/R – not reported

Note: The median for PRI signatories is derived based on the number of signatories that completed particular module, thereafter their scores have been ordered from lowest to highest and the middle value is taken as the median

Source: PRI Assessment Report 2021 for DWS Group, August 2022

Please see here the prior [DWS Group PRI Assessment Report](#) (reporting year 2019) and the corresponding [PRI public Transparency Report](#) for convenience. Any comparison to these results is inhibited by above mentioned change in methodology.

Important information

DWS is the brand name of DWS Group GmbH & Co. KGaA and its subsidiaries under which they do business. Clients will be provided DWS products or services by one or more legal entities that will be identified to them in relevant documentation.



ASSESSMENT REPORT

2021 PILOT

DWS Group

Generated 2022-08-18

ABOUT THIS REPORT

The assessment report is designed to provide feedback to signatories and support ongoing learning and development. The high-level assessment methodology can be found [here](#) and question-level assessment criteria can be found after each indicator in the Investor Reporting Framework, [here](#). Note that the 2021 scoring methodology has changed to reflect the new Reporting Framework, and is incomparable with scores from previous PRI years.

Assessment Reports are confidential and only accessible to the reporting signatory on the Data Portal.

A dataset of medians based on all signatories' scores can be referenced [here](#).

PUBLICATION GUIDELINES

In the 2021 Reporting Framework, the PRI introduced accountability measures around the accurate representation of PRI Assessment Reports externally. This came as a result of an increasing level of disclosure of PRI Assessment Results externally. Alongside the higher level of disclosure, came an increasing amount of misrepresentation. As such, the publication guidelines were developed to ensure consistent and accurate representation of PRI reporting outputs. The guidelines state that signatories should not:

- disclose select modules scores in isolation (e.g., disclosing higher-scoring modules without disclosing lower-scoring modules),
- disclose scores that from selected parts of modules only (e.g., disclosing above-average performance in parts of a module without disclosing the median score for the module), and
- present any scores/grades/classification generated internally or by a third party, for a module of the overall Assessment Report, as being from the PRI (e.g., recalculating, or recompiling PRI scores).

Publication of any part of an Assessment Report must be accompanied by access to both the signatory's full:

- Assessment Report
- Transparency Report

Assessment Reports are the intellectual property of PRI. Under no circumstances, can this report or any of its contents be sold to third parties. Consent from the reporting signatory must be provided when sharing with third parties.

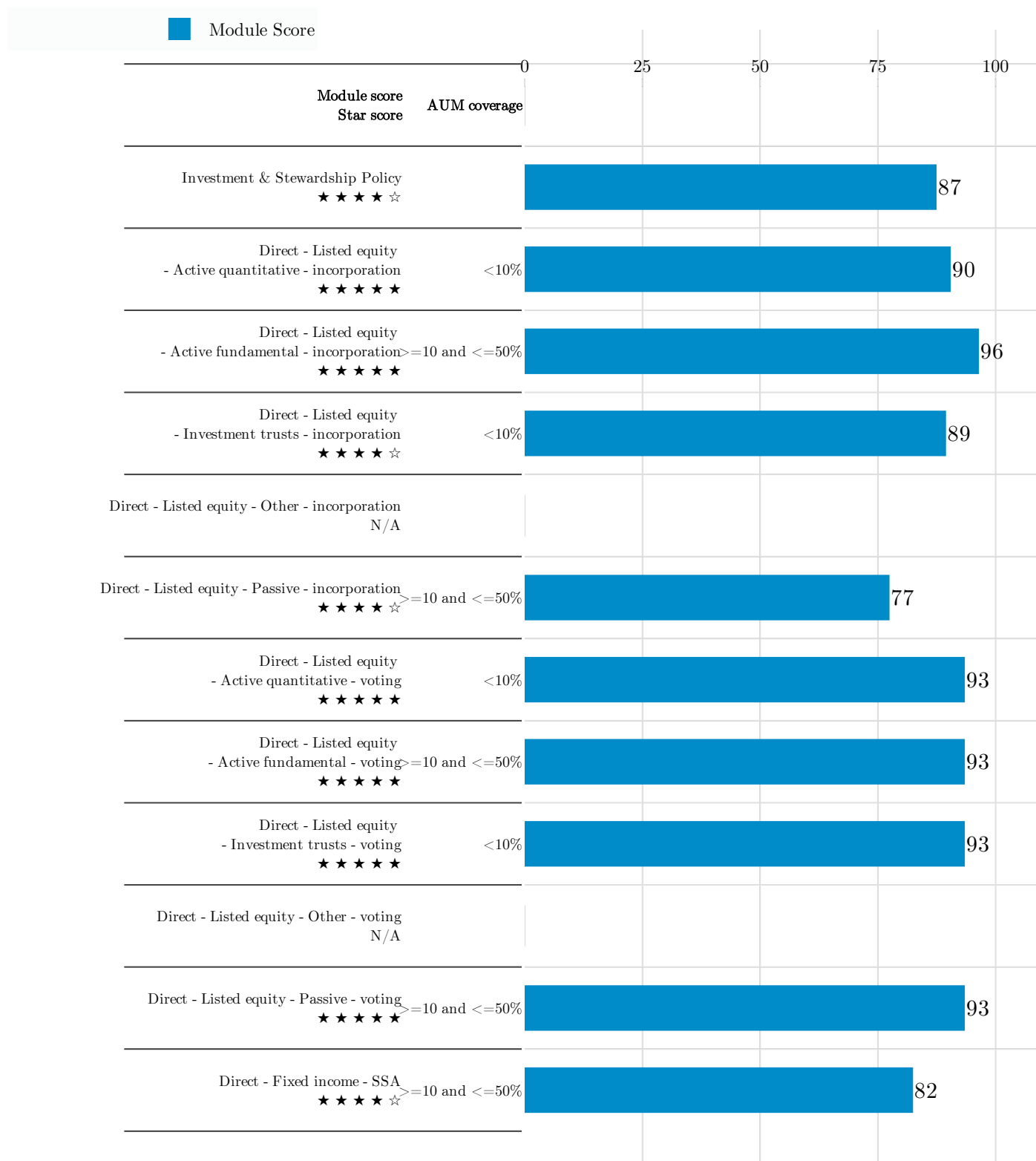
PRI DISCLAIMER

This document presents information reported directly by signatories in the 2021 reporting cycle. This information has not been audited by the PRI or any other party acting on its behalf. While this information is believed to be reliable, no representations or warranties are made as to the accuracy of the information presented. The PRI has taken reasonable action to ensure that data submitted by signatories in the reporting tool is reflected in their official PRI reports accurately. However, it is possible that small data inaccuracies and/or gaps remain, and the PRI shall not be responsible or liable for such inaccuracies and gaps.

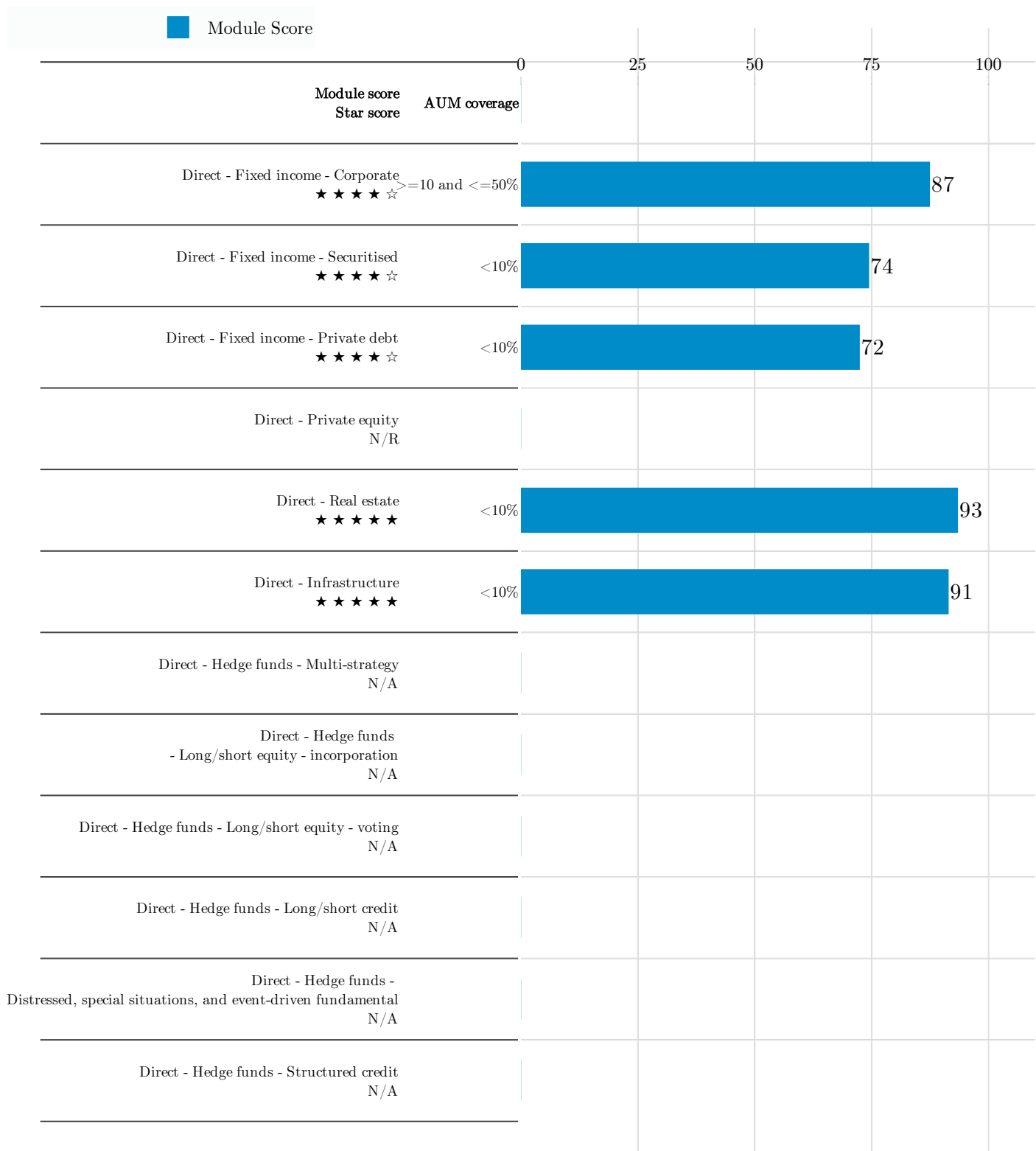
Table of Contents

	Content	Page
	Summary Scorecard	4
	Indicator Level Scores For Direct - Fixed income - SSA	7
	Indicator Level Scores For Direct - Fixed income - Corporate	8
	Indicator Level Scores For Direct - Fixed income - Securitised	9
	Indicator Level Scores For Direct - Fixed income - Private debt	10
	Indicator Level Scores For Direct - Infrastructure	11
	Indicator Level Scores For Investment & Stewardship Policy	12
	Indicator Level Scores For Direct - Listed equity - Passive - incorporation	15
	Indicator Level Scores For Direct - Listed equity - Passive - voting	16
	Indicator Level Scores For Direct - Listed equity - Active quantitative - incorporation	17
	Indicator Level Scores For Direct - Listed equity - Active quantitative - voting	18
	Indicator Level Scores For Direct - Listed equity - Active fundamental - incorporation	19
	Indicator Level Scores For Direct - Listed equity - Active fundamental - voting	20
	Indicator Level Scores For Direct - Listed equity - Investment trusts - incorporation	21
	Indicator Level Scores For Direct - Listed equity - Investment trusts - voting	22
	Indicator Level Scores For Direct - Real estate	23


Summary Scorecard



Summary Scorecard (continued)



Summary Scorecard (continued)

 Module Score

	Score			
Module score Star score	AUM coverage	Score		
Direct - Hedge funds - Global macro N/A				
Direct - Hedge funds - Commodity trading advisor N/A				
Direct - Hedge funds - Other N/A				
Indirect - Listed equity - Passive N/A				
Indirect - Listed equity - Active N/A				
Indirect - Fixed income - Passive N/A				
Indirect - Fixed income - Active N/A				
Indirect - Private equity N/R				
Indirect - Real estate N/A				
Indirect - Infrastructure N/A				
Indirect - Hedge funds N/A				

Indicator Level Scores For Direct - Fixed income - SSA

Section	Sub-section	Topic	Indicator	Your Score
Pre-investment phase	Materiality analysis	AUM coverage of ESG materiality assessment process	FI 1	200/200
Pre-investment phase	Materiality analysis	How ESG is incorporated into materiality assessment process	FI 1.1	200/200
Pre-investment phase	ESG risk management	AUM coverage of ESG incorporation in risk management	FI 2.1	131/150
Pre-investment phase	ESG incorporation in asset valuation	AUM coverage of ESG incorporation in investment research	FI 3.1	82/200
Pre-investment phase	ESG incorporation in portfolio construction	Portion of cases where ESG affected portfolio construction	FI 5.1	167/200
Pre-investment phase	ESG incorporation in assessment of issuers	Incorporation of ESG in credit quality analysis	FI 7	200/200
Pre-investment phase	ESG performance	Incorporation of relative ESG performance in investment analysis	FI 8	96/150
Post-investment phase	ESG risk management	Incorporation of ESG in regular reviews	FI 12	150/150
Post-investment phase	ESG risk management	Identification of ESG incidents	FI 13	200/200
Post-investment phase	Time horizons	Time frame for which ESG risks taken into account	FI 14	150/150
Post-investment phase	Long-term ESG trend analysis	Continuous monitoring of long-term ESG trends	FI 15	150/150
Post-investment phase	Passive	Percentage of passive fixed income holdings that use an ESG benchmark or index	FI 16	0/150
Reporting/Disclosure	ESG screens	Communication of the side-effects of fixed income screening to clients or beneficiaries	FI 21	150/200
Engagement	Engaging with issuers/borrowers	Timing of fixed income engagement	FI 22	200/200
Engagement	Sovereign bonds	SSA bonds: non-issuer parties engaged with	FI 23	96/150

Indicator Level Scores For Direct - Fixed income - Corporate

Section	Sub-section	Topic	Indicator	Your Score
Pre-investment phase	Materiality analysis	AUM coverage of ESG materiality assessment process	FI 1	200/200
Pre-investment phase	Materiality analysis	How ESG is incorporated into materiality assessment process	FI 1.1	200/200
Pre-investment phase	ESG risk management	AUM coverage of ESG incorporation in risk management	FI 2.1	131/150
Pre-investment phase	ESG incorporation in asset valuation	AUM coverage of ESG incorporation in investment research	FI 3.1	162/200
Pre-investment phase	ESG incorporation in portfolio construction	Portion of cases where ESG affected portfolio construction	FI 5.1	167/200
Pre-investment phase	ESG incorporation in assessment of issuers	Incorporation of ESG in credit quality analysis	FI 7	200/200
Pre-investment phase	ESG performance	Incorporation of relative ESG performance in investment analysis	FI 8	150/150
Pre-investment phase	ESG risk management	Corporate bonds: coverage of framework for ESG risks at country and sector level	FI 9.1	150/150
Post-investment phase	ESG risk management	Incorporation of ESG in regular reviews	FI 12	150/150
Post-investment phase	ESG risk management	Identification of ESG incidents	FI 13	200/200
Post-investment phase	Time horizons	Time frame for which ESG risks taken into account	FI 14	150/150
Post-investment phase	Long-term ESG trend analysis	Continuous monitoring of long-term ESG trends	FI 15	150/150
Post-investment phase	Passive	Percentage of passive fixed income holdings that use an ESG benchmark or index	FI 16	0/150
Post-investment phase	Thematic bonds	Selection of non-labelled thematic bonds	FI 19	100/100
Post-investment phase	Thematic bonds	Escalation strategies used in the majority of cases when thematic bond proceeds are not allocated as promised	FI 20	60/150
Reporting/Disclosure	ESG screens	Communication of the side-effects of fixed income screening to clients or beneficiaries	FI 21	60/200
Engagement	Engaging with issuers/borrowers	Timing of fixed income engagement	FI 22	200/200

Indicator Level Scores For Direct - Fixed income - Securitised

Section	Sub-section	Topic	Indicator	Your Score
Pre-investment phase	Materiality analysis	AUM coverage of ESG materiality assessment process	FI 1	128/200
Pre-investment phase	Materiality analysis	How ESG is incorporated into materiality assessment process	FI 1.1	200/200
Pre-investment phase	ESG risk management	AUM coverage of ESG incorporation in risk management	FI 2.1	73/150
Pre-investment phase	ESG incorporation in asset valuation	AUM coverage of ESG incorporation in investment research	FI 3.1	57/200
Pre-investment phase	ESG incorporation in portfolio construction	Portion of cases where ESG affected portfolio construction	FI 5.1	142/200
Pre-investment phase	ESG incorporation in assessment of issuers	Incorporation of ESG in credit quality analysis	FI 7	200/200
Pre-investment phase	ESG performance	Incorporation of relative ESG performance in investment analysis	FI 8	0/150
Pre-investment phase	Securitised products	Securitised debt: parties to which ESG analysis is applied	FI 11	200/200
Post-investment phase	ESG risk management	Incorporation of ESG in regular reviews	FI 12	150/150
Post-investment phase	ESG risk management	Identification of ESG incidents	FI 13	150/200
Post-investment phase	Time horizons	Time frame for which ESG risks taken into account	FI 14	150/150
Post-investment phase	Long-term ESG trend analysis	Continuous monitoring of long-term ESG trends	FI 15	96/150
Reporting/Disclosure	ESG screens	Communication of the side-effects of fixed income screening to clients or beneficiaries	FI 21	150/200
Engagement	Engaging with issuers/borrowers	Timing of fixed income engagement	FI 22	200/200

Indicator Level Scores For Direct - Fixed income - Private debt

Section	Sub-section	Topic	Indicator	Your Score
Pre-investment phase	Materiality analysis	AUM coverage of ESG materiality assessment process	FI 1	200/200
Pre-investment phase	Materiality analysis	How ESG is incorporated into materiality assessment process	FI 1.1	200/200
Pre-investment phase	ESG risk management	AUM coverage of ESG incorporation in risk management	FI 2.1	49/150
Pre-investment phase	ESG incorporation in asset valuation	AUM coverage of ESG incorporation in investment research	FI 3.1	200/200
Pre-investment phase	ESG incorporation in portfolio construction	Portion of cases where ESG affected portfolio construction	FI 5.1	65/200
Pre-investment phase	ESG incorporation in assessment of issuers	Incorporation of ESG in credit quality analysis	FI 7	200/200
Pre-investment phase	Private debt	Private debt: coverage of ESG incorporate in investment selection	FI 10.1	105/200
Post-investment phase	ESG risk management	Incorporation of ESG in regular reviews	FI 12	112/150
Post-investment phase	ESG risk management	Identification of ESG incidents	FI 13	50/200
Post-investment phase	Long-term ESG trend analysis	Continuous monitoring of long-term ESG trends	FI 15	96/150
Engagement	Engaging with issuers/borrowers	Timing of fixed income engagement	FI 22	200/200

Indicator Level Scores For Direct - Infrastructure

Section	Sub-section	Topic	Indicator	Your Score
Policy	Investment guidelines	Infrastructure specific elements of responsible investment policy	INF 1	200/200
Fundraising	Commitments to investors	Formal responsible investment commitments made	INF 2	96/150
Pre-investment phase	Materiality analysis	Level at which materiality is assessed	INF 3	200/200
Pre-investment phase	Materiality analysis	Tools used in materiality analysis	INF 3.1	150/150
Pre-investment phase	Due diligence	Effect of ESG on selection of infrastructure investments	INF 4	200/200
Pre-investment phase	Due diligence	Processes used to conduct ESG due diligence	INF 5	200/200
Post-investment phase	Monitoring	Tracking of core ESG KPIs	INF 9	100/100
Post-investment phase	Monitoring	Reasoning for ESG targets	INF 10	64/200
Post-investment phase	Monitoring	Processes that support investees in meeting ESG targets	INF 11	150/150
Post-investment phase	Monitoring	Management of post-investment ESG risks and opportunities	INF 12	200/200
Post-investment phase	Monitoring	Processes for ensuring asset-level ESG competence	INF 14	200/200
Post-investment phase	Exit	Responsible investment information shared with buyers at exit	INF 15	100/100
Reporting/Disclosure	ESG portfolio information	Methods for reporting core ESG metrics and targets	INF 16	150/150

Indicator Level Scores For Investment & Stewardship Policy

Section	Sub-section	Topic	Indicator	Your Score
Responsible investment policy & governance	Responsible investment policy	Signatories responsible investment policy	ISP 1	200/200
Responsible investment policy & governance	Responsible investment policy	Signatories with elements of responsible investment policy	ISP 1.1	200/200
Responsible investment policy & governance	Responsible investment policy	Signatories with public responsible policy elements	ISP 2	150/200
Responsible investment policy & governance	Responsible investment policy	Coverage of responsible policy elements	ISP 3	150/200
Responsible investment policy & governance	Responsible investment policy	Contents of exclusion policy	ISP 4	64/100
Responsible investment policy & governance	Responsible investment policy	Coverage of asset specific guidelines on ESG incorporation	ISP 5	82/150
Responsible investment policy & governance	Governance	Roles with formal oversight and accountability for responsible investment	ISP 6	150/150
Responsible investment policy & governance	Governance	Roles with implementation responsibilities for responsible investment	ISP 7	100/100
Responsible investment policy & governance	People and capabilities	Staff objectives for responsible investment practices	ISP 8	150/150
Responsible investment policy & governance	People and capabilities	Bonuses for responsible investment practices	ISP 8.2	100/100
Responsible investment policy & governance	People and capabilities	Frequency at which staff training for responsible investment is reassessed	ISP 9	100/100
Responsible investment policy & governance	Strategic asset allocation	Signatories incorporating ESG factors in strategic asset allocation	ISP 10.1	56/150
Stewardship	Stewardship policy	Coverage of stewardship policy	ISP 11	100/200
Stewardship	Stewardship policy	Elements of stewardship policy	ISP 12	150/150
Stewardship	Stewardship policy implementation	Primary mechanism of stewardship policy	ISP 13	150/150
Stewardship	Stewardship objectives	Primary objective of stewardship policy	ISP 15	180/200
Stewardship	Stewardship prioritisation	Criteria for prioritising engagement targets	ISP 16	86/100
Stewardship	Collaborative stewardship	Positions on collaborative engagement	ISP 18	75/150
Stewardship	Escalation strategies	Escalation strategies not used in stewardship	ISP 20	150/150

Indicator Level Scores For Investment & Stewardship Policy (continued)

Section	Sub-section	Topic	Indicator	Your Score
Stewardship	Engaging policymakers	Signatories who engage with public policy makers	ISP 23	200/200
Stewardship	Engaging policymakers	Methods used to engage with public policy makers	ISP 23.1	200/200
Stewardship	Engaging policymakers	Signatories with governance processes to ensure alignment of political activity with stance on responsible investment	ISP 23.2	200/200
Stewardship	Engaging policymakers – Policies	Signatories with policies to ensure alignment of political activity with stance on responsible investment	ISP 24	200/200
Stewardship	Engaging policymakers – Policies	Public disclosure of political influence policies	ISP 24.1	0/150
Stewardship	Engaging policymakers – Transparency	Disclosure of political influence activities	ISP 25	200/200
Climate change	Public support	Signatories publicly supporting the Paris Agreement	ISP 26	150/150
Climate change	Public support	Signatories publicly supporting the TCFD	ISP 27	150/150
Climate change	Governance	Board oversight for climate-related risks and opportunities [TCFD Governance A]	ISP 28	200/200
Climate change	Governance	Management responsibility for climate-related risks and opportunities [TCFD Governance B]	ISP 29	200/200
Climate change	Strategy	Time horizon for climate risks and opportunities [TCFD Strategy A]	ISP 30.1	200/200
Climate change	Strategy	Climate risks and opportunities identified beyond investment horizon [TCFD Strategy A]	ISP 31	200/200
Climate change	Strategy: Scenario analysis	Use of climate scenario analysis	ISP 33	128/200
Sustainability outcomes	Set policies on sustainability outcomes	Location of policy on sustainability outcomes	ISP 40	200/200
Sustainability outcomes	Set policies on sustainability outcomes	Frameworks referred to in sustainability outcomes policies and processes	ISP 41	200/200
Sustainability outcomes	Identify sustainability outcomes	Tools and frameworks used to identify and map activities onto sustainability outcomes	ISP 44	200/200
Sustainability outcomes	Identify sustainability outcomes	Levels at which sustainability outcomes are identified and mapped	ISP 44.1	150/150
Sustainability outcomes	Identify sustainability outcomes	Processes for identifying most salient sustainability outcomes	ISP 45	200/200
Transparency & Confidence-Building Measures	Information disclosed – ESG assets	Information shared regarding ESG products	ISP 46	150/150

Indicator Level Scores For Investment & Stewardship Policy (continued)

Section	Sub-section	Topic	Indicator	Your Score
Transparency & Confidence-Building Measures	Information disclosed – Passive ESG assets	Communication of information regarding passive ESG products	ISP 47	128/200
Transparency & Confidence-Building Measures	Client reporting – ESG assets	Information included in regular client reporting for ESG products	ISP 48	112/150
Transparency & Confidence-Building Measures	Information disclosed – All assets	Information shared	ISP 49	150/150
Transparency & Confidence-Building Measures	Client reporting – All assets	ESG information included in regular client reporting	ISP 50	200/200
Transparency & Confidence-Building Measures	Frequency of client reporting – All assets	Frequency of client reporting of ESG information	ISP 51	50/100
Transparency & Confidence-Building Measures	Confidence-building measures	Confidence building measures	ISP 52	128/200
Transparency & Confidence-Building Measures	Confidence-building measures	ESG labels held	ISP 59	128/200

Indicator Level Scores For Direct - Listed equity - Passive - incorporation

Section	Sub-section	Topic	Indicator	Your Score
Pre-investment phase	Materiality analysis	AUM coverage of ESG materiality assessment process	LE 1	150/150
Pre-investment phase	Materiality analysis	How ESG is incorporated into materiality assessment process	LE 1.1	200/200
Pre-investment phase	Long-term ESG trend analysis	Continuous monitoring of long-term ESG trends	LE 2	150/150
Pre-investment phase	ESG incorporation	Coverage of valuation and financial modelling incorporating ESG risks	LE 3.1	94/150
Pre-investment phase	Assessing ESG performance	AUM coverage of information used in incorporating ESG in financial modelling	LE 4.1	150/150
Pre-investment phase	ESG incorporation in portfolio construction	Portion of cases where ESG affected portfolio construction	LE 6.1	94/150
Post-investment phase	ESG risk management	Incorporation of ESG in regular reviews	LE 9	150/150
Post-investment phase	ESG risk management	Identification of ESG incidents	LE 10	25/100
Post-investment phase	Passive equity	Percentage of passive listed equity holdings that use an ESG benchmark or index	LE 12	0/150
Reporting/Disclosure	Sharing ESG information with stakeholders	ESG information included in client reporting	LE 14	175/200

Indicator Level Scores For Direct - Listed equity - Passive - voting

Section	Sub-section	Topic	Indicator	Your Score
Stewardship	Voting policy	Voting policies	LE 15	200/200
Stewardship	Voting policy	Coverage of voting policy	LE 15.1	150/200
Stewardship	Voting policy	Guidance on specific ESG issues in voting policy	LE 16	150/150
Stewardship	Security lending policy	Securities lending	LE 18	200/200
Stewardship	Security lending policy	Voting and securities lending	LE 18.1	112/150
Stewardship	Security lending policy	Exclusions in securities lending	LE 18.2	75/100
Stewardship	Shareholder resolutions	Stance on shareholder resolutions	LE 19	150/150
Stewardship	Pre-declaration of votes	Pre-declaration of votes	LE 20	150/150
Stewardship	Voting disclosure post AGM/EGM	Disclosure of voting activities	LE 21	200/200
Stewardship	Voting disclosure post AGM/EGM	Time between vote and disclosure of voting activities	LE 21.1	150/150
Stewardship	Voting disclosure post AGM/EGM	Coverage of communication of the rationale for voting abstain/against management recommendations	LE 22.1	124/150
Stewardship	Voting disclosure post AGM/EGM	Coverage of communication of the rationale for voting abstain/against PRI signatory resolutions	LE 23.1	100/100

Indicator Level Scores For Direct - Listed equity - Active quantitative - incorporation

Section	Sub-section	Topic	Indicator	Your Score
Pre-investment phase	Materiality analysis	AUM coverage of ESG materiality assessment process	LE 1	150/150
Pre-investment phase	Materiality analysis	How ESG is incorporated into materiality assessment process	LE 1.1	200/200
Pre-investment phase	Long-term ESG trend analysis	Continuous monitoring of long-term ESG trends	LE 2	150/150
Pre-investment phase	ESG incorporation	Coverage of valuation and financial modelling incorporating ESG risks	LE 3.1	94/150
Pre-investment phase	Assessing ESG performance	AUM coverage of information used in incorporating ESG in financial modelling	LE 4.1	150/150
Pre-investment phase	ESG incorporation in portfolio construction	Portion of cases where ESG affected portfolio construction	LE 6.1	112/150
Pre-investment phase	ESG risk management	Compliance processes for negative screening	LE 8	200/200
Post-investment phase	ESG risk management	Incorporation of ESG in regular reviews	LE 9	150/150
Post-investment phase	ESG risk management	Identification of ESG incidents	LE 10	75/100
Reporting/Disclosure	Sharing ESG information with stakeholders	Communication of the side-effects of listed equity screening to clients or beneficiaries	LE 13	75/100
Reporting/Disclosure	Sharing ESG information with stakeholders	ESG information included in client reporting	LE 14	175/200

Indicator Level Scores For Direct - Listed equity - Active quantitative - voting

Section	Sub-section	Topic	Indicator	Your Score
Stewardship	Voting policy	Voting policies	LE 15	200/200
Stewardship	Voting policy	Coverage of voting policy	LE 15.1	150/200
Stewardship	Voting policy	Guidance on specific ESG issues in voting policy	LE 16	150/150
Stewardship	Security lending policy	Securities lending	LE 18	200/200
Stewardship	Security lending policy	Voting and securities lending	LE 18.1	112/150
Stewardship	Security lending policy	Exclusions in securities lending	LE 18.2	75/100
Stewardship	Shareholder resolutions	Stance on shareholder resolutions	LE 19	150/150
Stewardship	Pre-declaration of votes	Pre-declaration of votes	LE 20	150/150
Stewardship	Voting disclosure post AGM/EGM	Disclosure of voting activities	LE 21	200/200
Stewardship	Voting disclosure post AGM/EGM	Time between vote and disclosure of voting activities	LE 21.1	150/150
Stewardship	Voting disclosure post AGM/EGM	Coverage of communication of the rationale for voting abstain/against management recommendations	LE 22.1	124/150
Stewardship	Voting disclosure post AGM/EGM	Coverage of communication of the rationale for voting abstain/against PRI signatory resolutions	LE 23.1	100/100

Indicator Level Scores For Direct - Listed equity - Active fundamental - incorporation

Section	Sub-section	Topic	Indicator	Your Score
Pre-investment phase	Materiality analysis	AUM coverage of ESG materiality assessment process	LE 1	150/150
Pre-investment phase	Materiality analysis	How ESG is incorporated into materiality assessment process	LE 1.1	200/200
Pre-investment phase	Long-term ESG trend analysis	Continuous monitoring of long-term ESG trends	LE 2	150/150
Pre-investment phase	ESG incorporation	Coverage of valuation and financial modelling incorporating ESG risks	LE 3.1	150/150
Pre-investment phase	Assessing ESG performance	AUM coverage of information used in incorporating ESG in financial modelling	LE 4.1	150/150
Pre-investment phase	ESG incorporation in portfolio construction	Portion of cases where ESG affected portfolio construction	LE 6.1	125/150
Pre-investment phase	ESG risk management	Compliance processes for negative screening	LE 8	200/200
Post-investment phase	ESG risk management	Incorporation of ESG in regular reviews	LE 9	150/150
Post-investment phase	ESG risk management	Identification of ESG incidents	LE 10	100/100
Reporting/Disclosure	Sharing ESG information with stakeholders	Communication of the side-effects of listed equity screening to clients or beneficiaries	LE 13	75/100
Reporting/Disclosure	Sharing ESG information with stakeholders	ESG information included in client reporting	LE 14	175/200

Indicator Level Scores For Direct - Listed equity - Active fundamental - voting

Section	Sub-section	Topic	Indicator	Your Score
Stewardship	Voting policy	Voting policies	LE 15	200/200
Stewardship	Voting policy	Coverage of voting policy	LE 15.1	150/200
Stewardship	Voting policy	Guidance on specific ESG issues in voting policy	LE 16	150/150
Stewardship	Security lending policy	Securities lending	LE 18	200/200
Stewardship	Security lending policy	Voting and securities lending	LE 18.1	112/150
Stewardship	Security lending policy	Exclusions in securities lending	LE 18.2	75/100
Stewardship	Shareholder resolutions	Stance on shareholder resolutions	LE 19	150/150
Stewardship	Pre-declaration of votes	Pre-declaration of votes	LE 20	150/150
Stewardship	Voting disclosure post AGM/EGM	Disclosure of voting activities	LE 21	200/200
Stewardship	Voting disclosure post AGM/EGM	Time between vote and disclosure of voting activities	LE 21.1	150/150
Stewardship	Voting disclosure post AGM/EGM	Coverage of communication of the rationale for voting abstain/against management recommendations	LE 22.1	124/150
Stewardship	Voting disclosure post AGM/EGM	Coverage of communication of the rationale for voting abstain/against PRI signatory resolutions	LE 23.1	100/100

Indicator Level Scores For Direct - Listed equity - Investment trusts - incorporation

Section	Sub-section	Topic	Indicator	Your Score
Pre-investment phase	Materiality analysis	AUM coverage of ESG materiality assessment process	LE 1	150/150
Pre-investment phase	Materiality analysis	How ESG is incorporated into materiality assessment process	LE 1.1	200/200
Pre-investment phase	Long-term ESG trend analysis	Continuous monitoring of long-term ESG trends	LE 2	150/150
Pre-investment phase	ESG incorporation	Coverage of valuation and financial modelling incorporating ESG risks	LE 3.1	98/150
Pre-investment phase	Assessing ESG performance	AUM coverage of information used in incorporating ESG in financial modelling	LE 4.1	150/150
Pre-investment phase	ESG incorporation in portfolio construction	Portion of cases where ESG affected portfolio construction	LE 6.1	150/150
Pre-investment phase	ESG risk management	Compliance processes for negative screening	LE 8	200/200
Post-investment phase	ESG risk management	Incorporation of ESG in regular reviews	LE 9	112/150
Post-investment phase	ESG risk management	Identification of ESG incidents	LE 10	100/100
Reporting/Disclosure	Sharing ESG information with stakeholders	Communication of the side-effects of listed equity screening to clients or beneficiaries	LE 13	75/100
Reporting/Disclosure	Sharing ESG information with stakeholders	ESG information included in client reporting	LE 14	125/200

Indicator Level Scores For Direct - Listed equity - Investment trusts - voting

Section	Sub-section	Topic	Indicator	Your Score
Stewardship	Voting policy	Voting policies	LE 15	200/200
Stewardship	Voting policy	Coverage of voting policy	LE 15.1	150/200
Stewardship	Voting policy	Guidance on specific ESG issues in voting policy	LE 16	150/150
Stewardship	Security lending policy	Securities lending	LE 18	200/200
Stewardship	Security lending policy	Voting and securities lending	LE 18.1	112/150
Stewardship	Security lending policy	Exclusions in securities lending	LE 18.2	75/100
Stewardship	Shareholder resolutions	Stance on shareholder resolutions	LE 19	150/150
Stewardship	Pre-declaration of votes	Pre-declaration of votes	LE 20	150/150
Stewardship	Voting disclosure post AGM/EGM	Disclosure of voting activities	LE 21	200/200
Stewardship	Voting disclosure post AGM/EGM	Time between vote and disclosure of voting activities	LE 21.1	150/150
Stewardship	Voting disclosure post AGM/EGM	Coverage of communication of the rationale for voting abstain/against management recommendations	LE 22.1	124/150
Stewardship	Voting disclosure post AGM/EGM	Coverage of communication of the rationale for voting abstain/against PRI signatory resolutions	LE 23.1	100/100

Indicator Level Scores For Direct - Real estate

Section	Sub-section	Topic	Indicator	Your Score
Policy	Investment guidelines	Real estate specific elements of responsible investment policy	RE 1	200/200
Fundraising	Commitments to investors	Formal responsible investment commitments made	RE 2	150/150
Pre-investment phase	Materiality analysis	Level at which materiality is assessed	RE 3	164/200
Pre-investment phase	Materiality analysis	Tools used in materiality analysis	RE 3.1	150/150
Pre-investment phase	Due diligence	Effect of ESG on selection of real estate investments	RE 4	200/200
Pre-investment phase	Due diligence	Processes used to conduct ESG due diligence	RE 5	200/200
Selection, appointment and monitoring of third-party property managers	Selection process	ESG factors in selection of third party property managers	RE 6	200/200
Selection, appointment and monitoring of third-party property managers	Appointment process	ESG factors in appointment of third party property managers	RE 7	150/150
Selection, appointment and monitoring of third-party property managers	Monitoring process	ESG factors in monitoring of third party property managers	RE 8	200/200
Construction and development	Construction requirements	Sustainability requirements in developments and major renovations	RE 9	200/200
Construction and development	Minimum building requirements	Minimum building requirements for developments and major recommendations	RE 10	200/200
Post-investment phase	Monitoring	Operational ESG data collected	RE 11	142/200
Post-investment phase	Monitoring	Target setting for core ESG KPIs	RE 12	200/200
Post-investment phase	Monitoring	Processes that support investees in meeting ESG targets	RE 13	112/150
Post-investment phase	Monitoring	Management of post-investment ESG risks and opportunities	RE 14	175/200
Post-investment phase	Monitoring	Percentage of real estate assets with external certification	RE 16	32/100
Post-investment phase	Stewardship	Engagement with tenants	RE 17	150/150
Post-investment phase	Exit	Responsible investment information shared with buyers at exit	RE 18	88/100
Reporting/Disclosure	ESG portfolio information	Methods for reporting core ESG metrics and targets	RE 19	150/150