

## Europe Real Estate Debt Market Update

November 2024

### IN A NUTSHELL

---

- After two years of restrictive lending conditions, falling inflation rates and weaker business indicators have led to a significant drop in interest rates and a gradual easing of financing conditions.
  - Underlying real estate prices appear to have stabilised and we see the early signs of a market recovery, while the real estate debt sentiment reached its highest levels since the end of 2021.
  - Recently, lending margins in the high-quality segment have eased due to increased competition, driven by subdued transaction volumes and the partial return of traditional bank lenders. Also, we estimate that the refinancing gap has narrowed due to improved refinancing conditions on the bond market. But all-in rates are still attractive and lending conditions remain favourable from lender perspective.
  - European debt strategies marked a turning point, accounting for 40% of total fundraising for non-listed vehicles in 2023. We see opportunities for private vehicles to step in as traditional banks have tightened their portfolios, given higher risk provisions and regulation.
  - We currently see the best opportunities in whole loan strategies across the UK, Germany, France, Spain and the Nordics, offering higher LTVs compared to traditional bank loans. But junior and senior loans also offer potentially attractive returns in the current market environment.
  - We still prefer logistics and residential assets but strong price corrections in the office and retail segment offer selective opportunities, while hotels and niche sectors are becoming more attractive.
- 

### Current Market Conditions

#### Falling long-term rates support real estate and debt market conditions

We have seen significant falls in long-term rates and financing costs over the past months, while yield curves have steepened. The main drivers have been falling inflation rates and upcoming recession fears in the US due to a weakening labour market and the larger-than-expected rate hike in Japan (the first since 2007) that triggered a stock market sell off in early August and a partial unwinding of the yen carry trade. Lower growth and inflation expectations also raised market expectations of future rate cuts.

The brand DWS represents DWS Group GmbH & Co. KGaA and any of its subsidiaries, such as DWS Distributors, Inc., which offers investment products, or DWS Investment Management Americas, Inc. and RREEF America L.L.C., which offer advisory services. There may be references in this document which do not yet reflect the DWS Brand.

Please note certain information in this presentation constitutes forward-looking statements. Due to various risks, uncertainties and assumptions made in our analysis, actual events or results or the actual performance of the markets covered by this presentation report may differ materially from those described. The information herein reflects our current views only, is subject to change, and is not intended to be promissory or relied upon by the reader. There can be no certainty that events will turn out as we have opined herein.

Marketing Material. In EMEA for Professional Clients (MiFID Directive 2014/65/EU Annex II) only; no distribution to private/retail customers. In Switzerland for Qualified Investors (art. 10 Para. 3 of the Swiss Federal Collective Investment Schemes Act (CISA)). In APAC and LATAM for institutional investors only. In Australia and New Zealand for Wholesale investors only. In MENA: For professional Clients. Further distribution of this material is strictly prohibited. For business customers only. In North America, for institutional use and registered representative use only. Not for public viewing or distribution. In Israel for Qualified Clients (Israeli Regulation of Investment Advice, Investment Marketing and Portfolio Management Law 5755-1995). For investors in Bermuda: This is not an offering of securities or interests in any product. Such securities may be offered or sold in Bermuda only in compliance with the provisions of the Investment Business Act of 2003 of Bermuda which regulates the sale of securities in Bermuda.

Euro five-year swap rates dropped from 3% in June to 2.2% in September, while five-year GBP swaps eased from 4.5% to almost 3.6%. Government bonds also saw a strong uptick as 10-year gilt yields came down by 80 basis points to 3.6%. The first-rate cuts in the Eurozone and UK also provided some easing for short-term or floating debtors like project developers. The BoE cut the base rate by 25 bps to 5.00% in August for the first time since 2020 while the ECB cut rates by 25 bps in June and September. Both swaps & bonds have moved out by 40-50 bps since mid-September as stronger than expected data releases and geopolitical uncertainty increased financial market volatility.

Easing inflation pressures across Europe and the UK should also set the path for further rate cuts. In September, headline inflation reached 1.7% in both the euro area and the UK, although inflation in the services sector and wage growth remained somewhat sticky. Inflation expectations also eased significantly with market based break-even rates at 1.4% in Germany and 1.6% in France. In the UK, survey-based consumer inflation expectations fell from 3.9% in January to 2.6% in June 2024. Lower inflation rates and worsening business indicators fueled rate cut expectations.<sup>1</sup>

Underlying real estate pricing has stabilized and a handful of markets are even showing early signs of recovery as transaction activity is on the rise from a low level. It may probably take some time for the valuations to adjust, but transaction-based market prices, especially in the logistics and residential segments, are on the cusp of an upturn. Asset-level total returns in the European real estate market recorded the highest quarterly return in two years at +1.2% in the second quarter of 2024.<sup>2</sup> From a geographic perspective, the strongest quarterly returns were witnessed in Sweden, Portugal and the Netherlands, with the UK not far behind. On an annual level, year-on-year returns from the Real Estate Debt Fund Index significantly outperformed the wider Pan-European Quarterly Property Fund Index at 5.6% compared to -7.4%, respectively.<sup>3</sup>

The interest rate environment is still elevated compared to previous years and investment volume remain low as property owners wait for better exit prices. But real estate fundamentals are improving and with a narrowing price gap between buyers and sellers, an increasing willingness of lenders to deploy money can be observed. Lower benchmark rates should support the investment market and loan volumes are already showing some signs of strength. With volume of new debt being just half of 2022 levels across Europe, it rebounded to €15bn in the first half year of 2024, about double compared to the same period last year.<sup>4</sup> Restricted capital markets and high levels of loan extensions and restructurings by existing lenders have prevented higher volumes.

Also, increasing ESG requirements and the scarcity of quality projects eligible for financing have resulted in relatively low financing volumes. While core deals continue to be rare, there is growing demand for capex financings in order to meet rising sustainability standards. Moreover, we see increasing demand for niche segments like self-storage and data centres. The attractiveness of real estate debt has also improved significantly for borrowers over recent months thanks to the return of a positive leverage effect, as lower long-term rates and higher property yields have pushed the spread between prime yields and debt costs positive again. This should support the underlying transaction market as well as loan volumes looking forward.

<sup>1</sup> Macrobond, September 2024

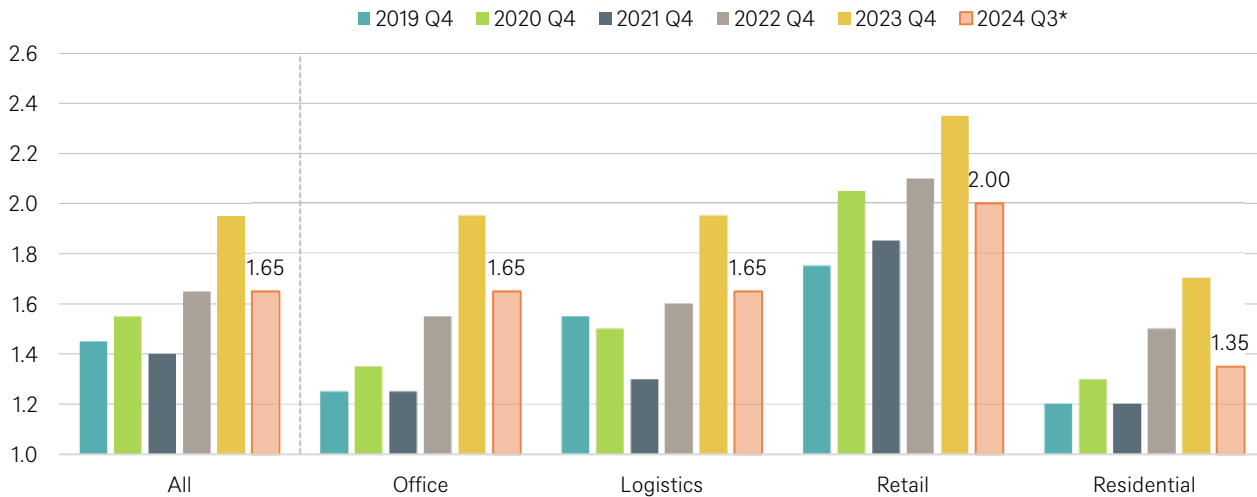
<sup>2</sup> DWS, Property Performance Monitor Q2 2024

<sup>3</sup> MSCI Europe Quarterly Private Real Estate Debt Fund Index (Unfrozen) - EUR

<sup>4</sup> Dealogic, September 2024.

This information is subject to change at any time, based upon economic, market and other considerations and should not be construed as a recommendation. Past performance is not indicative of future returns. Forecasts are not a reliable indicator of future performance. Forecasts are based on assumptions, estimates, opinions, and hypothetical models that may prove to be incorrect. Investments come with risk. The value of an investment can fall as well as rise and your capital may be at risk. You might not get back the amount originally invested at any point in time. Source: DWS Investment GmbH.

Senior debt margins by sector



\*DWS estimate.  
Source: CBRE, DWS. As of October 2024.

Signs of a real estate market recovery and stabilized prices increased the competition across lenders given the low transaction volume and the attractive returns for commercial real estate loans. We estimate that senior margins for European prime real estate debt peaked earlier this year and have since eased by around 25 basis points compared to the fourth quarter of 2023. Certain segments of the market may have experienced greater declines, while margins for lower quality assets remained stable due to limited liquidity. The strongest competition is seen among smaller loan tickets well below €100m where there is more pressure on margins. Lenders’ focus is still on residential and logistics rather than office and retail.

Sustainability-linked loans continue to attract attention in the European real estate debt market as ESG credentials remain important for both lenders and borrowers. While activity has focused on corporate debt and investment grade loans, sustainability features are increasingly being incorporated into real estate debt. It is difficult to quantify the discount for ESG linked loans as an average margin premium, but we expect that non-energy efficient or obsolete buildings could find it even more difficult to get any financing at all.

Refinancing accounts for a major part of the overall real estate debt volume, driving demand for both senior and junior financing needs. JLL projects that US\$3.1 trillion of real estate assets globally have maturing debt over 2024 and 2025, with US\$2.1 trillion of debt which will need refinancing – approximately 30% of which has been completed over the first six months of 2024.<sup>5</sup> CBRE estimates that 27.5% of the loans issued in the EU between 2019 and 2022 cannot be refinanced, resulting in a gap of approximately €176 billion. In Germany, a financing gap of around €77 bn is expected between 2024 and 2027, which by now is likely to have significantly diminished. Providers of private debt have the potential to close the financing gap, as the LTV (loan-to-value) limits for a whole loan are higher than those for traditional bank loans. However, positioning is crucial, as not all business plans are worth supporting.

<sup>5</sup> JLL Research, October 2023.

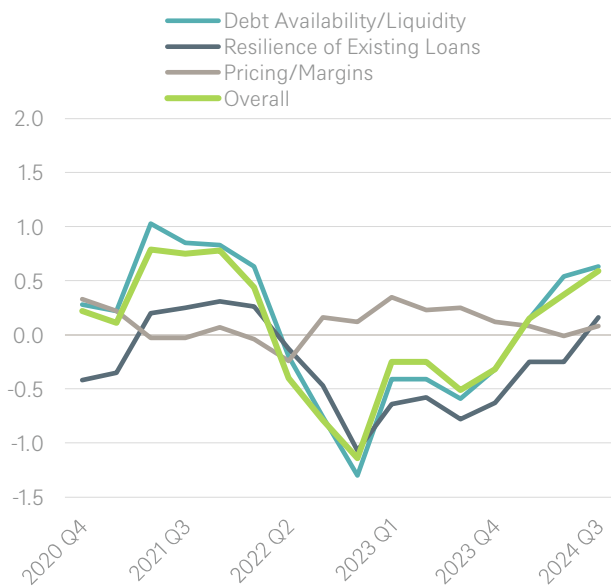
This information is subject to change at any time, based upon economic, market and other considerations and should not be construed as a recommendation. Past performance is not indicative of future returns. Forecasts are not a reliable indicator of future performance. Forecasts are based on assumptions, estimates, opinions, and hypothetical models that may prove to be incorrect. Investments come with risk. The value of an investment can fall as well as rise and your capital may be at risk. You might not get back the amount originally invested at any point in time. Source: DWS Investment GmbH.

High refinancing needs due to the funding gap and an overall higher risk aversion of traditional bank lenders support the position of private lenders. In 2021, banks financed approximately 80% of CRE financing in Europe, compared to only 38% in the USA.<sup>6</sup> Due to tighter regulatory requirements, higher risks from falling capital values and rising numbers of non-performing loans, banks are becoming more restrictive in lending. Thus, we expect a medium-term shift in favour of private credit providers in Europe. Offices still represent the largest share of the total lending volume due to high refinancing needs in the sector.<sup>7</sup> But improving capital markets and the fall in swap rates and credit spreads may have lowered the funding gap most recently. Many real estate corporates used the improved conditions of tighter credit spreads and margins for refinancing via the bond market.

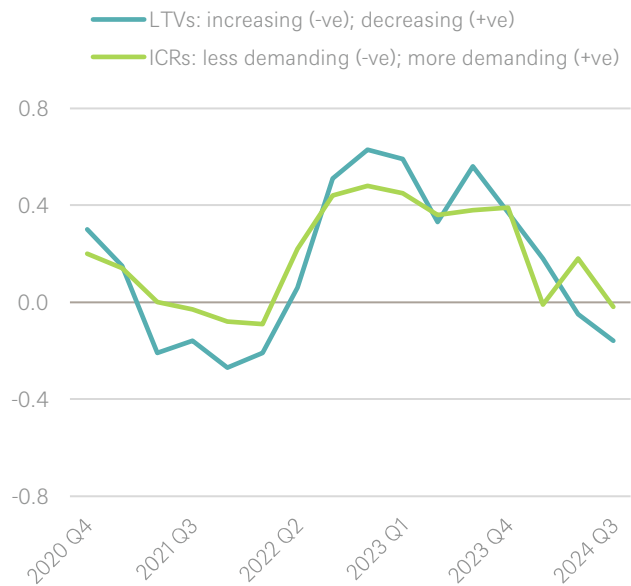
## Debt sentiment has reached a trough

Sentiment on the verge of a turnaround after two years of deterioration

### European Commercial Real Estate Debt Market Sentiment Selected Sentiment Indicators



### Financial Covenant Sentiment (New Loans)



Source: Real Capital News, CREFC, September 2024

After two years of deterioration, overall debt market conditions reached their highest levels since 2021 Q4. Less restrictive monetary policy, lower financing rates and the improved economic outlook were the main drivers of the enhancement. Debt sentiment has improved across all subsegments, and we expect a further recovery. The growing optimism was most pronounced in the UK compared to Ireland and Continental Europe, as it is the most liquid and institutionalized market (and therefore, was the first to correct). In continental Europe, debt sentiment for volume of new business saw the strongest uptick. Debt availability as well as resilience of existing loans also saw improvements as rising investment activity increased lenders willingness to deploy money.

<sup>6</sup> Candriam, World Economic Outlook Database (IMF)

<sup>7</sup> Real Estate Capital Europe, September 2024

This information is subject to change at any time, based upon economic, market and other considerations and should not be construed as a recommendation. Past performance is not indicative of future returns. Forecasts are not a reliable indicator of future performance. Forecasts are based on assumptions, estimates, opinions, and hypothetical models that may prove to be incorrect. Investments come with risk. The value of an investment can fall as well as rise and your capital may be at risk. You might not get back the amount originally invested at any point in time. Source: DWS Investment GmbH.

While most lenders remain reluctant to lower their expectations regarding equity and covenant requirements, falling interest rates are enhancing borrowers’ debt-service coverage. ICRs have stabilized after two years of tightening. Improving overall credit conditions and a contraction in loan margins resulted in higher loan-to-value ratios, up from about 55% to 60% on average in the UK. Shrinking all-in debt costs by about 100 basis points to 5.5% in the UK helped to stop further tightening of covenants.

## Real Estate Debt Fund Raising

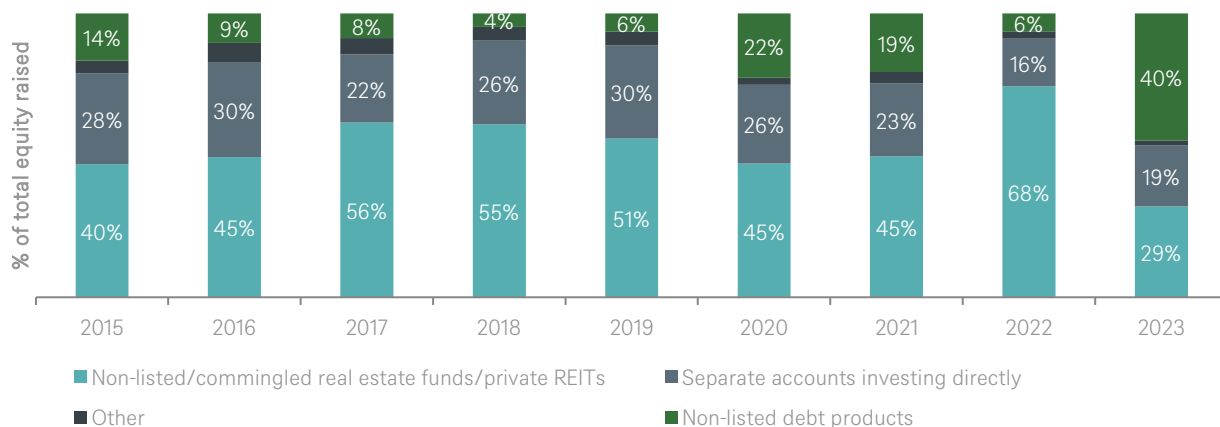
### European debt vehicles show impressive performance with strong focus on residential

Globally, non-listed equity funds attracted the lion’s share of capital raised in 2023 with 39%, followed by non-listed debt products with 24%. This is one of the highest shares for debt products since the inception of the survey, reflecting investors’ continued appetite for the attractive risk-return profile of this slice of the non-listed asset class. European investors showed a particularly strong preference for non-listed debt products during 2023. However, with volumes on a very low level.<sup>8</sup>

With 40% of total equity raised, European non-listed debt strategies marked a turning point, leaving non-listed equity funds in second place with just 29%. Debt vehicles were particularly favoured in relation to alternative sectors. The residential sector stands out, with 81% of the capital raised for the European residential strategies in 2023 targeting private debt. Non-listed funds and debt funds showed the most diversified investor base, both by investor type and origin.

The substantial amount of dry powder accumulated over the last few years should be ready for deployment as market participants feel the end of the cycle is nearing. With a significant number of investors pivoting to debt strategies, combined with the lack of debt origination in the last year, lender liquidity is strong. Nevertheless, it should also be noted that the total volume of raised capital was significantly below previous years. However, given the refinancing needs as well as more restrictive capital requirements for banks, we expect the set of opportunities for alternative lenders to widen, in particular in Continental Europe.

### Europe: Capital raised by Vehicle Type



Source: INREV, Capital Raising Survey 2024

<sup>8</sup> INREV, Capital Raising Survey 2024

This information is subject to change at any time, based upon economic, market and other considerations and should not be construed as a recommendation. Past performance is not indicative of future returns. Forecasts are not a reliable indicator of future performance. Forecasts are based on assumptions, estimates, opinions, and hypothetical models that may prove to be incorrect. Investments come with risk. The value of an investment can fall as well as rise and your capital may be at risk. You might not get back the amount originally invested at any point in time. Source: DWS Investment GmbH.

## Investment strategy

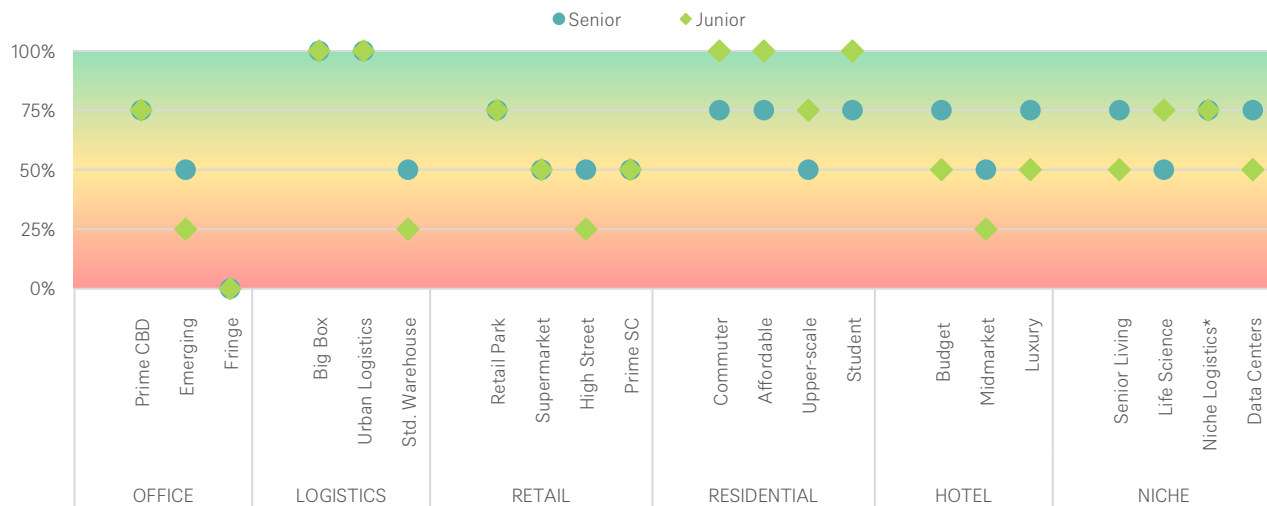
### UK in focus given positive credit spread; niche sectors like self-storage and data centres look attractive

Major European economies are still heavily reliant on traditional bank finance where, for the most part, banks are in risk-off mode and are unwilling to countenance new or non-sponsor borrowers. Rising risk provisions and stricter lending standards have seen traditional banks tighten their portfolios, focusing on preserving capital and steering clear of risk-heavy deals. We expect this trend to continue as banks are switching from internal based calculation models to more standardised approaches and the number of delinquencies on CRE loans picked up. As a result, private debt funds are stepping in as the source of capital for many developers and property owners which in turn often use loans from traditional banks as back leverage.

Germany saw a particularly strong increase in delinquencies, with commercial real estate NPL (Non-performing Loans) ratios rising from 2.2% to 5.0% between March 2023 and March 2024.<sup>9</sup> With traditional banks tending to retreat from real estate financing, alternative lenders—especially private debt funds—are rapidly stepping in to fill the void. For Germany, which has traditionally been undercapitalized and heavily reliant on traditional banks as capital providers, this offers opportunities in the current market environment. We see strong demand for capital injections into development projects when the lender and/or sponsor ran out of money or bridging loans when there are LTV covenant breaches. Also, there is still a huge refinancing need for prolongations when capital values are down, and traditional lenders would not provide the same amount of leverage.

The UK seems ahead of continental Europe in terms of transaction activity. While some lenders focus more on their current exposures and prolongations, other are actively seeking new funding opportunities to make up for reduced lending over past two years. The market for average loan volumes of around €100m is highly competitive delivering deep liquidity for borrowers but mainly for the high-quality part of the market which ticks all / most boxes. The larger end also remains well capitalised with non-bank lenders increasingly able to support significant underwriting previously reserved for the banking community. The segment of the market with loans under €40m still remains less crowded and seems attractive.

### Private Debt Strategies by Subsector (Level of Conviction, %)



\*Cold Storage, Self-Storage, Airport Logistics

Source: DWS, October 2024

<sup>9</sup> European Banking Authority, EBA Dashboard Q1 2024

This information is subject to change at any time, based upon economic, market and other considerations and should not be construed as a recommendation. Past performance is not indicative of future returns. Forecasts are not a reliable indicator of future performance. Forecasts are based on assumptions, estimates, opinions, and hypothetical models that may prove to be incorrect. Investments come with risk. The value of an investment can fall as well as rise and your capital may be at risk. You might not get back the amount originally invested at any point in time. Source: DWS Investment GmbH.

---

Overall market focus is still skewed towards defensive sectors, with residential assets garnering the most attention. Due to relatively low margins and a positive sector outlook, we favor junior loans and operational segments such as student housing and co-living. With relatively stable yields, a significant supply gap across Europe, and strong rent growth prospects, residential assets are our top choice. Affordable housing and ESG-compliant refurbishments are also highly attractive from a lender's perspective.

Logistics continues to be in high demand, benefiting from increased transaction activity in the sector. We maintain our positive view on the sector as reduced development activity and robust occupier demand support solid long-term fundamentals. However, recent high completion rates and a moderate industrial outlook necessitate a more selective approach in certain parts of the market. We remain focused on urban and last-mile logistics properties in central locations and we favor both senior and junior loans due to their appealingly high margins compared to other sectors.

While office remains out of favour, the large volume of refinancing needs and attractive margins may offer good returns for significantly corrected capital values. Here, we would focus on best-in-class offices with strong ESG credentials in good locations via both senior and junior loans. Mezzanine financing and bridge loans are increasingly in demand for restructuring projects. We also see more refurbishment and redevelopment projects involving conversion to other uses offering attractive debt returns.

We have also seen strong activity in the hotel sector where where KPIs have improved. Luxury products in prime locations are in focus, where higher leverage and reducing margins can be delivered, although we also see strong demand for Core+ and Value Add assets with refurbishment potential and higher available margins in the budget segment.

Additionally, we are increasingly favoring niche segments such as data centers, life sciences and niche logistics given significantly lower LTVs, better covenants, and and higher credit spreads over the risk-free rate compared to the traditional beds and sheds sectors.

This information is subject to change at any time, based upon economic, market and other considerations and should not be construed as a recommendation. Past performance is not indicative of future returns. Forecasts are not a reliable indicator of future performance. Forecasts are based on assumptions, estimates, opinions, and hypothetical models that may prove to be incorrect. Investments come with risk. The value of an investment can fall as well as rise and your capital may be at risk. You might not get back the amount originally invested at any point in time. Source: DWS Investment GmbH.

---

# Real Estate Research Team

---

## Office Locations

### Frankfurt

Mainzer Landstrasse 11-17  
60329 Frankfurt am Main  
Germany  
Tel: +49 69 71909 0

### London

45 Cannon Street  
London, EC4m 5SB  
United Kingdom  
Tel: +44 20 754 58000

### New York

875 Third Avenue  
26<sup>th</sup> Floor  
New York  
NY 10022-6225  
United States  
Tel: +1 212 454 3414

### San Francisco

101 California Street  
24<sup>th</sup> Floor  
San Francisco  
CA 94111  
United States  
Tel: +1 415 781 3300

### Singapore

One Raffles Quay  
South Tower  
15<sup>th</sup> Floor  
Singapore 048583  
Tel: +65 6538 7011

### Tokyo

Sanno Park Tower  
2-11-1 Nagata-cho  
Chiyoda-Ku  
18<sup>th</sup> Floor  
Tokyo  
Japan  
Tel: +81 3 5156 6000

### Sydney

Level 16, Deutsche Bank Place  
Corner of Hunter and Phillip Streets  
Sydney NSW 2000  
Australia

Tel: +61 2 8258 1234

---

## Teams

### Global

#### Kevin White, CFA

Global Co-Head of Real Estate Research

#### Simon Wallace

Global Co-Head of Real Estate Research

---

### Americas

#### Brooks Wells

Head of Research, Americas

#### Liliana Diaconu, CFA

Office & Retail Research

#### Ross Adams

Industrial Research

#### Sharim Sohail

Self-Storage Research

---

### Europe

#### Ruben Bos, CFA

Head of Real Estate Investment Strategy, Europe

#### Tom Francis

Property Market Research

#### Rosie Hunt

Property Market Research

#### Siena Golan

Property Market Research

#### Martin Lippmann

Head of Real Estate Research, Europe

#### Carsten Lieser

Property Market Research

---

### Asia Pacific

#### Koichiro Obu

Head of Real Estate Research, Asia Pacific

#### Seng-Hong Teng

Property Market Research

#### Hyunwoo Kim

Property Market Research

#### Matthew Persson

Property Market Research

---



---

## AUTHORS

---



**Tom Francis**  
Property Market Research



**Carsten Lieser**  
Property Market Research

---

## Risk Factors

All investments involve risk, including possible loss of principal. Private Credit, Direct Lending investments are “private” and may not be appropriate or available for retail investors in the U.S. Investments in Private Credit are subject to various risks including but not limited to market risk, general economic and market conditions, economic recession risk, inflation/deflation risk, and:

**Counterparty risk** – A financial institution or other counterparty that underwrites, distributes, or guarantees any private credit investments or contracts that the strategy owns or is otherwise exposed to, may decline in financial health, and become unable to honor its commitments. This could cause losses or could delay the return or delivery of collateral or other assets.

**Prepayment and extension risk** – When interest rates fall, issuers of high interest debt obligations may pay off the debts earlier than expected (prepayment risk), and the strategy may have to reinvest the proceeds at lower yields. When interest rates rise, issuers of lower interest debt obligations may pay off the debts later than expected (extension risk), thus keeping the strategy’s assets tied up in lower interest debt obligations. Ultimately, any unexpected behavior in interest rates could increase the volatility of the strategy’s yield and could hurt performance. Prepayments could also create capital gains tax liability in some instances.

**Debt securities risk** – Debt securities are subject to the risk of the issuer’s or a guarantor’s inability to meet principal and interest payments on its obligations and to price volatility.

**Default risk** – The issuers or guarantors of debt securities may fail to make payments or fulfil other contractual obligations.

**Secured debt risk** – Although secured debt generally will be secured by specific collateral, there can be no assurance that liquidation of such collateral would satisfy the borrower’s obligation in the event of non-payment of scheduled interest or principal or that such collateral could be readily liquidated.

**Second lien and subordinated loans risk** – Second lien loans generally are subject to similar risks as those associated with investments in senior loans, and, because they are subordinated or unsecured and lower in priority of payment to senior loans, they are subject to additional risks, including the risk that the borrower may be unable to meet scheduled payments, price volatility, illiquidity, and the inability of the originators to sell participations in such loans.

**Private investment risk** – Private investments are highly competitive, less transparent, and illiquid.

**PIK interest risk** – Loans with a payment in kind (“PIK”) interest component generally represent a significantly higher credit risk than coupon loans; may have unreliable valuations requiring continuing judgments about collectability and the value of any associated collateral; and the borrower could still default when the actual payment is due at maturity.

**Direct Lending risk** – The lender in privately offered debt is responsible for the expense of servicing that debt, including, taking legal actions to foreclose on any security instrument securing the debt. This may increase the risk and expense compared to syndicated or publicly offered debt.

**Interest rate risk** – In general, rising interest rates in the market will negatively affect the price of the direct lending investments. Sensitivity to a change in interest rates is more pronounced and less predictable in instruments with uncertain payment (or prepayment) schedules. Central bank monetary policy, rising inflation rates, and general economic conditions may cause interest rates to rise.

**Illiquid portfolio investments risk** – Private credit investments generally will be long-term and highly illiquid.

**Valuation risk** – There is no central place or exchange for private credit investments to trade. Uncertainties in financial market conditions, unreliable reference data, lack of transparency and inconsistency of valuation models and processes may lead to inaccurate pricing and other market participants may value direct lending investments differently.

**High yield debt risk** – High yield debt securities have historically experienced greater default rates than investment grade securities and are subject to additional liquidity and volatility risk.

**Reinvestment risk** – During periods of declining interest rates, an issuer of debt obligations may exercise an option to redeem prior to maturity, which could result in new investments with lower-yields.

## Important information

Environmental, social, and governance (ESG) criteria are a set of standards for a company's operations that socially conscious investors use to screen potential investments: Environmental (how a company performs as a steward of nature); Social (how a company manages relationships with employees, suppliers, customers, and communities); Governance (company's leadership, executive pay, shareholder rights, etc).

Basic ESG Risk Disclosure: (Institutional) add when discussing Investments, Scorecard, Procedural, Portfolio Monitoring, Due Diligence or any instance where we discuss our ESG process in the context of investment vehicles, put in the back with Important Information or with Risk Warning).

Investing in securities that meet ESG criteria may result in foregoing otherwise attractive opportunities, which may result in underperformance when compared to products that do not consider ESG factors.

### For North America:

The brand DWS represents DWS Group GmbH & Co. KGaA and any of its subsidiaries, such as DWS Distributors, Inc., which offers investment products, or DWS Investment Management Americas, Inc. and RREEF America L.L.C., which offer advisory services.

This material was prepared without regard to the specific objectives, financial situation or needs of any particular person who may receive it. It is intended for informational purposes only. It does not constitute investment advice, a recommendation, an offer, solicitation, the basis for any contract to purchase or sell any security or other instrument, or for DWS or its affiliates to enter into or arrange any type of transaction as a consequence of any information contained herein. Neither DWS nor any of its affiliates gives any warranty as to the accuracy, reliability or completeness of information which is contained in this document. Except insofar as liability under any statute cannot be excluded, no member of the DWS, the Issuer or any office, employee or associate of them accepts any liability (whether arising in contract, in tort or negligence or otherwise) for any error or omission in this document or for any resulting loss or damage whether direct, indirect, consequential or otherwise suffered by the recipient of this document or any other person.

The views expressed in this document constitute DWS Group's judgment at the time of issue and are subject to change. This document is only for professional investors. This document was prepared without regard to the specific objectives, financial situation or needs of any particular person who may receive it. No further distribution is allowed without prior written consent of the Issuer.

Investing in Real Estate is subject to various risks, including but not limited to the following: Adverse changes in economic conditions including changes in the financial conditions of tenants, buyer and sellers, changes in the availability of debt financing, changes in interest rates, real estate tax rates and other operating expenses; Adverse changes in law and regulation including environmental laws and regulations, zoning laws and other governmental rules and fiscal policies; Environmental claims arising in respect of real estate acquired with undisclosed or unknown environmental problems or as to which inadequate reserves have been established; changes in the relative popularity of property types and locations; risks and operating problems arising out of the presence of certain construction materials; and currency/exchange rate risks where the investments are denominated in a currency other than the investor's home currency.

An investment in real assets involves a high degree of risk, including possible loss of principal amount invested, and is suitable only for sophisticated investors who can bear such losses. The value of shares/ units and their derived income may fall or rise.

Environmental, social, and governance (ESG) criteria are a set of standards for a company's operations that socially conscious investors use to screen potential investments: Environmental (how a company performs as a steward of nature); Social (how a company manages relationships with employees, suppliers, customers, and communities); Governance (company's leadership, executive pay, shareholder rights, etc.). Investing in securities that meet ESG criteria may result in foregoing otherwise attractive opportunities, which may result in underperformance when compared to products that do not consider ESG factors.

War, terrorism, sanctions, economic uncertainty, trade disputes, public health crises and related geopolitical events have led, and, in the future, may lead to significant disruptions in US and world economies and markets, which may lead to increased market volatility and may have significant adverse effects on the fund and its investments.

For Investors in Canada. No securities commission or similar authority in Canada has reviewed or in any way passed upon this document or the merits of the securities described herein and any representation to the contrary is an offence. This document is intended for discussion purposes only and does not create any legally binding obligations on the part of DWS Group. Without limitation, this document does not constitute an offer, an invitation to offer or a recommendation to enter into any transaction. When making an investment decision, you should rely solely on the final documentation relating to the transaction you are considering, and not the document contained herein. DWS Group is not acting as your financial adviser or in any other fiduciary capacity with respect to any transaction presented to you. Any transaction(s) or products(s) mentioned herein may not be appropriate for all investors and before entering into any transaction you should take steps to ensure that you fully understand such transaction(s) and have made an independent assessment of the appropriateness of the transaction(s) in the light of your own objectives and circumstances, including the possible risks and benefits of entering into such transaction. You should also consider seeking advice from your own advisers in making this assessment. If you decide to enter into a transaction with DWS Group, you do so in reliance on your own judgment. The information contained in this document is based on material we believe to be reliable; however, we do not represent that it is accurate, current, complete, or error free. Assumptions, estimates, and opinions contained in this document constitute our judgment as of the date of the document and are subject to change without notice. Any projections are based on a number of assumptions as to market conditions and there can be no guarantee that any projected results will be achieved. Past performance is not a guarantee of future results. The distribution of this document and availability of these products and services in certain jurisdictions may be restricted by law. You may not distribute this document, in whole or in part, without our express written permission.

### For EMEA, APAC, LATAM & MENA

DWS is the brand name of DWS Group GmbH & Co. KGaA and its subsidiaries under which they do business. The DWS legal entities offering products or services are specified in the relevant documentation. DWS, through DWS Group GmbH & Co. KGaA, its affiliated companies and its officers and employees (collectively "DWS") are communicating this document in good faith and on the following basis.

This document is for information/discussion purposes only and does not constitute an offer, recommendation, or solicitation to conclude a transaction and should not be treated as investment advice.

This document is intended to be a marketing communication, not a financial analysis. Accordingly, it may not comply with legal obligations requiring the impartiality of financial analysis or prohibiting trading prior to the publication of a financial analysis.

This document contains forward looking statements. Forward looking statements include, but are not limited to assumptions, estimates, projections, opinions, models, and hypothetical performance analysis. No representation or warranty is made by DWS as to the reasonableness or completeness of such forward looking statements. Past performance is no guarantee of future results.

The information contained in this document is obtained from sources believed to be reliable. DWS does not guarantee the accuracy, completeness, or fairness of such information. All third-party data is copyrighted by and proprietary to the provider. DWS has no obligation to update, modify or amend this document or to otherwise notify the recipient in the event that any matter stated herein, or any opinion, projection, forecast, or estimate set forth herein, changes or subsequently becomes inaccurate.

Investments are subject to various risks. Detailed information on risks is contained in the relevant offering documents.

No liability for any error or omission is accepted by DWS. Opinions and estimates may be changed without notice and involve a number of assumptions which may not prove valid. DWS does not give taxation or legal advice.

This document may not be reproduced or circulated without DWS's written authority.

This document is not directed to, or intended for distribution to or use by, any person or entity who is a citizen or resident of or located in any locality, state, country, or other jurisdiction, including the United States, where such distribution, publication, availability, or use would be contrary to law or regulation or which would subject DWS to any registration or licensing requirement within such jurisdiction not currently met within such jurisdiction. Persons into whose possession this document may come are required to inform themselves of, and to observe, such restrictions.

© 2024 DWS International GmbH  
Issued in the UK by DWS Investments UK Limited which is authorised and regulated by the Financial Conduct Authority (Reference number 429806).  
© 2024 DWS Investments UK Limited

In Hong Kong, this document is issued by DWS Investments Hong Kong Limited and the content of this document has not been reviewed by the Securities and Futures Commission.  
© 2024 DWS Investments Hong Kong Limited

In Singapore, this document is issued by DWS Investments Singapore Limited and the content of this document has not been reviewed by the Monetary Authority of Singapore.  
© 2024 DWS Investments Singapore Limited

In Australia, this document is issued by DWS Investments Australia Limited (ABN: 52 074 599 401) (AFSL 499640) and the content of this document has not been reviewed by the Australian Securities Investment Commission.  
© 2024 DWS Investments Australia Limited

For investors in Bermuda: This is not an offering of securities or interests in any product. Such securities may be offered or sold in Bermuda only in compliance with the provisions of the Investment Business Act of 2003 of Bermuda which regulates the sale of securities in Bermuda. Additionally, non-Bermudian persons (including companies) may not carry on or engage in any trade or business in Bermuda unless such persons are permitted to do so under applicable Bermuda legislation.

For investors in Taiwan: This document is distributed to professional investors only and not others. Investing involves risk. The value of an investment and the income from it will fluctuate and investors may not get back the principal invested. Past performance is not indicative of future performance. This is a marketing communication. It is for informational purposes only. This document does not constitute investment advice or a recommendation to buy, sell or hold any security and shall not be deemed an offer to sell or a solicitation of an offer to buy any security. The views and opinions expressed herein, which are subject to change without notice, are those of the issuer or its affiliated companies at the time of publication. Certain data used are derived from various sources believed to be reliable, but the accuracy or completeness of the data is not guaranteed, and no liability is assumed for any direct or consequential losses arising from their use. The duplication, publication, extraction, or transmission of the contents, irrespective of the form, is not permitted.

© 2024 DWS Group GmbH & Co. KGaA. All rights reserved. (10/24) 086455\_4.0 (RBA 0117)