

Ticker: DBEF



Rating Date: 12/9/2020

Morningstar® Rating
Foreign Large Blend Category

OVERALL RATING (as of 9/30/21)


Overall Morningstar rating 5 stars; 691 funds. Three year rating 4 stars; 691 funds. Five year rating 5 stars; 591 funds. Ten year rating 5 stars; 397 funds. The Overall Morningstar Rating™ for a fund is derived from a weighted average of the performance figures associated with its three-, five-, and 10-year Morningstar ratings are based on risk-adjusted performance. Source: Morningstar, Inc. Ratings/ranking are historical and do not guarantee future results.

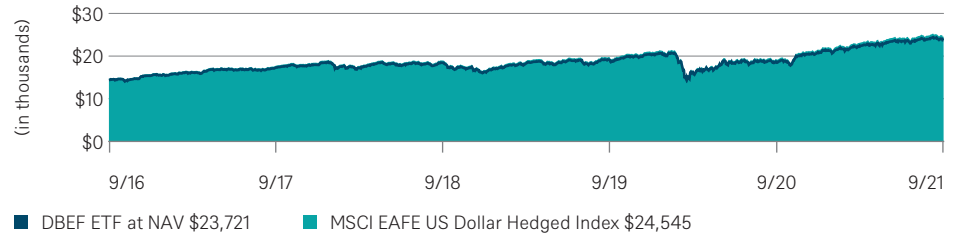
Objective and strategy

Xtrackers MSCI EAFE Hedged Equity ETF seeks investment results that correspond generally to the performance, before fees and expenses, of the MSCI EAFE U.S. Dollar Hedged Index. The Index is designed to provide exposure to equity securities in developed international stock markets, while at the same time mitigating exposure to fluctuations between the value of the U.S. dollar and selected non-U.S. currencies. At the end of the quarter, the Index included securities from the following 21 countries: Australia, Austria, Belgium, Denmark, Finland, France, Germany, Hong Kong, Ireland, Israel, Italy, Japan, Netherlands, New Zealand, Norway, Portugal, Singapore, Spain, Sweden, Switzerland and the United Kingdom.

ETF DETAILS (9/30/21)

NYSE ticker	DBEF
NAV ticker	DBEF.NV
Intraday ticker	DBEF.IV
Inception date	06/08/2011
Number of holdings	862
Net assets	\$4,058,431,488.42
Expense ratio*	0.35%
CUSIP	233051200

* Expense information in the table reflects current fees as of the latest prospectus.

ETF PERFORMANCE AND INDEX HISTORY (from 9/30/16 to 9/30/21)


Source: DWS. Includes reinvestment of all distributions.

ETF PERFORMANCE (9/30/21)

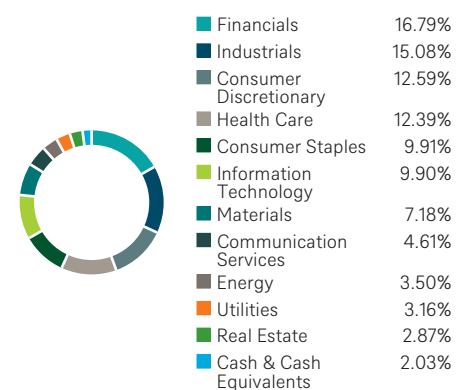
	3-months	1-year	3-year	5-year	10-year	Since ETF Inception
ETF (at NAV)	1.44%	28.03%	8.79%	10.54%	10.83%	8.73%
Market price returns	0.56%	27.32%	8.67%	10.38%	10.71%	8.69%
MSCI EAFE US Dollar Hedged Index	1.47%	28.21%	8.99%	10.81%	11.04%	9.09%
MSCI EAFE Index	-0.45%	25.73%	7.62%	8.81%	8.10%	5.79%

Performance quoted represents past performance and does not guarantee future results. Investment returns and principal value of an investment will fluctuate so that an investor's shares, when redeemed, may be worth more or less than their original cost. Current performance may be lower or higher than the performance data quoted. Shares are bought and sold at market price (closing price) not net asset value (NAV) and are not individually redeemed from the Fund. Market price returns are based on the midpoint of the bid/ask spread at 4:00 pm Eastern Time (when NAV is normally determined) and do not represent the return you would receive if you traded at other times. To obtain the most recent month-end performance data visit www.Xtrackers.com or call 855-329-3837.

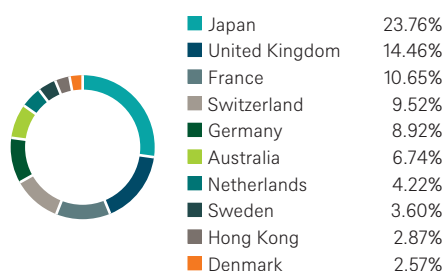
Indexes are unmanaged; you cannot invest in an index. Index performance is gross of fees and assumes dividend reinvestment. Inclusion of fees would have reduced returns.

INDEX DETAILS (9/30/21)

Provider	MSCI
Name	MSCI EAFE US Dollar Hedged Index
Ticker	MOEFHUSD
Inception date	12/31/1992
Number of constituents	845
Average market cap	\$19,951 million
Price-to-book ²	1.89
Price-to-earnings ³	18.54
Dividend yield ⁴	2.52%
Number of countries	21
Number of currencies	13

SECTOR WEIGHTINGS (9/30/21)


TOP 10 COUNTRY WEIGHTINGS (9/30/21)



Holdings-based data is subject to change.

TOP HOLDINGS (9/30/21)

Nestle	2.00%
ASML Holding	1.80%
Roche Holding	1.48%
Moet Hennessy Louis Vuitton	1.15%
Toyota	1.10%
AstraZeneca	1.08%
Novartis	1.05%
Novo Nordisk	0.94%
Sony	0.81%
Unilever	0.81%

Contact

Xtrackers sales team
1-844-851-4255
www.Xtrackers.com
rep@dws.com

¹ ©2021 Morningstar. All Rights Reserved. The information contained herein:(1) is proprietary to Morningstar and/or its content providers;(2) may not be copied or distributed; and (3) is not warranted to be accurate, complete or timely. Neither Morningstar nor its content providers are responsible for any damages or losses arising from any use of this information. Past performance is no guarantee of future results. The Morningstar Analyst Rating™ is not a credit or risk rating. It is a subjective evaluation performed by the manager research analysts of Morningstar. Morningstar evaluates funds based on five key pillars, which are process, performance, people, parent, and price. Analysts use this five pillar evaluation to determine how they believe funds are likely to perform relative to a benchmark, or in the case of exchange-traded funds and index mutual funds, a relevant peer group, over the long term on a risk-adjusted basis. They consider quantitative and qualitative factors in their research, and the weight of each pillar may vary. The Analyst Rating scale is Gold, Silver, Bronze, Neutral, and Negative. A Morningstar Analyst Rating of Gold, Silver, or Bronze reflects an analyst's conviction in a fund's prospects for outperformance. Analyst Ratings are continuously monitored and reevaluated at least every 14 months. For more detailed information about Morningstar's Analyst Rating, including its methodology, please go to: [https://s21.q4cdn.com/198919461/files/doc_downloads/2019/11/Morningstar_Analyst_Rating_for_Funds_Methodology_062019-\(1\)-\(2\).pdf](https://s21.q4cdn.com/198919461/files/doc_downloads/2019/11/Morningstar_Analyst_Rating_for_Funds_Methodology_062019-(1)-(2).pdf). **The Morningstar Analyst Rating (i) should not be used as the sole basis in evaluating a fund, (ii) involves unknown risks and uncertainties which may cause the Manager Research Group's expectations not to occur or to differ significantly from what they expected, and (iii) should not be considered an offer or solicitation to buy or sell the fund.**

² Price-to-book ratio is a valuation ratio of a stock's market value compared to its book value.

³ Price-to-earnings ratio (P/E) is a stock's current price divided by the company's trailing 12-month earnings per share from continuous operations.

⁴ Dividend yield is a weighted-sum of the annualized dividends of the index components divided by the most recent index value. Annualized dividends are determined using a sum of all dividend announcements during the previous 12 months. Dividend yield is that of the MSCI EAFE Index and is the rate of income generated by a stock in the form of dividends. The dividend yield of the index should not be considered the dividend yield of the fund.

Xtrackers ETFs ("ETFs") are managed by DBX Advisors LLC (the "Adviser"), and distributed by ALPS Distributors, Inc. ("ALPS"). The Adviser is a subsidiary of DWS Group GmbH & Co. KGaA, and is not affiliated with ALPS.

The funds or securities referred to herein are not sponsored, endorsed, issued, sold or promoted by MSCI, and MSCI bears no liability with respect to any such funds or securities or any index on which such funds or securities are based. The Prospectus contains a more detailed description of the limited relationship MSCI has with DBX Advisors LLC and any related funds. Shares are not individually redeemable, and owners of Shares may acquire those Shares from the Fund, or tender such Shares for redemption to the Fund, in Creation Units only. The brand DWS represents DWS Group GmbH & Co. KGaA and any of its subsidiaries such as DWS Distributors, Inc., which offers investment products, or DWS Investment Management Americas, Inc. and RREEF America L.L.C., which offer advisory services.

Carefully consider the fund's investment objectives, risk factors, and charges and expenses before investing. This and other information can be found in the fund's prospectus, which may be obtained by calling 1-855-DBX-ETFS (1-855-329-3837), or by viewing or downloading a prospectus from www.Xtrackers.com. Read the prospectus carefully before investing.

War, terrorism, economic uncertainty, trade disputes, public health crises (including the recent pandemic spread of the novel coronavirus) and related geopolitical events could lead to increased market volatility, disruption to U.S. and world economies and markets and may have significant adverse effects on the fund and its investments.

Risk: Investing involves risk, including the possible loss of principal. Stocks may decline in value. Foreign investing involves greater and different risks than investing in U.S. companies, including currency fluctuations, less liquidity, less developed or less efficient trading markets, lack of comprehensive company information, political instability and differing auditing and legal standards. The fund's use of forward currency contracts may not be successful in hedging currency exchange rates changes and could eliminate some or all of the benefit of an increase in the value of a foreign currency versus the U.S. dollar. Funds investing in a single industry, country or in a limited geographic region generally are more volatile than more diversified funds. Investing in derivatives entails special risks relating to liquidity, leverage and credit that may reduce returns and/or increase volatility. Performance of the Fund may diverge from that of the Underlying Index due to operating expenses, transaction costs, cash flows, use of sampling strategies or operational inefficiencies. An investment in this fund should be considered only as a supplement to a complete investment program for those investors willing to accept the risks associated with the fund. Please read the prospectus for more information.

Investment products: No bank guarantee | Not FDIC insured | May lose value