

## The Muni Market: What's in Store for 2024?

Authors: Matthew Caggiano, Chad Farrington, Robert Fogarty

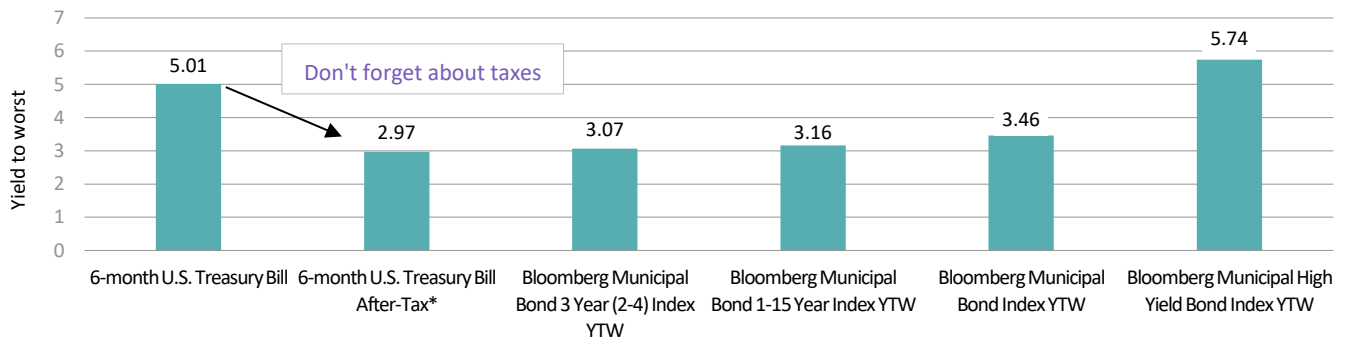
Market volatility is likely to continue until the Federal Reserve's (Fed) first cut to the Fed Funds rate. The futures market currently says we may not have to wait that long with the first cut fully priced in before mid-year 2024. However, the futures market has been too quick to price in lower rates ever since the Fed started hiking rates in 2022. While we don't believe a significant recession or economic downturn is a prerequisite for lower rates, the Fed will likely be more focused on getting inflation back to its 2% target. All this means volatility is likely with us for the foreseeable future.

So, what does this mean for the municipal bond market? There are several dynamics in the market that we think will play prominently in 2024. Now that we are unlikely to see further Federal Reserve rate hikes, investors may start to consider moving out of cash, especially when they can potentially lock in higher after-tax yields with tax-exempt bonds. Although credit spreads aren't necessarily wide from a historical standpoint, high yield may still be the place to be in 2024 given the extra yield and potential upside from a return of positive fund flows. Another area we think will be key in 2024 is curve placement as the Fed shifts from hiking to cutting rates.

### Cash Likely to be Dethroned as King

Investors can't be blamed for parking cash in high interest savings accounts, money market funds, or U.S. Treasury Bills. What is not to like about yields north of 4% or even 5% with no interest rate risk? Although these short rates may persist for a little longer, especially if market expectations for the first Fed rate cut by mid-2024 are too optimistic, they will eventually move lower as the Fed starts cutting the Fed Funds rate. The market typically anticipates Fed action and longer maturity rates tend to move lower before short rates do. Therefore, waiting until short rates decline to invest in longer bonds may miss the opportunity to lock in higher rates now and can potentially enjoy much more significant price appreciation than the above average yields currently being realized in savings or money market accounts. For those individuals in higher income tax brackets, longer dated municipal bonds already offer more attractive yields on an after-tax basis.

### After-tax Yield Comparison



YTW = Yield to Worst

Source: Bloomberg as of 12/31/2023

\*Assumes top income tax rate plus Medicare tax for total 40.8% rate

### High Yield Likely to Repeat as Champ in 2024

When looking across the credit spectrum, we think lower quality still has the potential to outperform in 2024. There are several reasons that we believe high yield will deliver the best return in 2024 despite also taking the top spot in 2023.

- The strong performance posted by Bloomberg Municipal High Yield Index in 2023 occurred in the last three months of the year and was almost completely due to the longer relative duration of lower quality bonds.
- Credit spreads, as measured by the yield to worst of the Bloomberg Municipal High Yield Index versus the yield to worst of the AAA subset of the Bloomberg Municipal Bond Index, widened in the fourth quarter. Because we aren't expecting a major recession and municipal credit quality tends to lag the broader economy, we don't believe any potential spread widening will be driven by fundamentals. Spreads do remain tighter than historical levels, but supply is likely to remain tepid and any return of positive flows into high yield mutual funds could push spreads even tighter. Since the beginning of 2018, the high yield municipal yield to worst versus the AAA subset of the Bloomberg Municipal Bond Index has ranged from 1.92% to 4.36% with an average of 2.62%. The current spread is around 2.50%.
- Below investment grade has a built-in yield advantage that provides more cushion against price declines when compared with higher quality municipal bonds. The Bloomberg Municipal High Yield Index began the year with a yield to worst of 5.57% -- 2.35% higher than the Bloomberg Municipal Bond Index
- Even with the strong performance in the 4th quarter of 2023, the Bloomberg Municipal High Yield Index remains just over 5% below where it was to begin 2022. Combining the above average yield now available with potential further price upside could result in another strong year for high yield.

#### High Yield Muni Spread

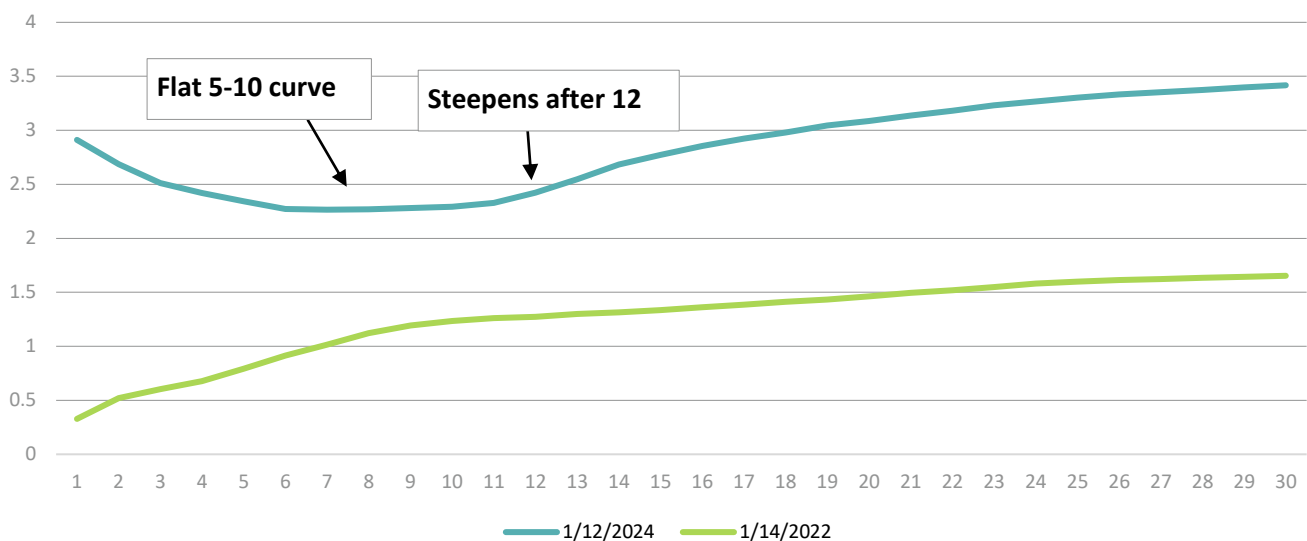


Source: Bloomberg as of 1/15/2024

### Intermediate Curve Play as Fed Pivots

Although yields may not return to the historic lows we saw in 2021, yields may still have room to move lower than they are today if the Fed starts to lower the Fed Funds rate. In this scenario, fixed income of any maturity should benefit, but we think certain parts of the municipal curve have the potential to outperform. The municipal curve is currently inverted from 2 to 13 years but mostly flat from 5 to 10 years. Beyond 10 years, the curve steepens significantly out to 25 years. Fed actions tend to have more immediate effect on the short end of the curve. Therefore, we think 5-year yields should decline more than 10-year yields, resulting in outperformance. Going out to 15 years might allow an investor to pick-up more than 80% of the entire 1 to 30-year muni yield curve. There is the potential for the 15-year part of the curve to outperform as the curve moves back to average which is likely if we see a return to mutual fund inflows. We anticipate that intermediate strategies that focus more heavily on the 5- and 15-year maturities should do well as the curve shifts.

### Municipal AAA Yield Curve



Source: Bloomberg as of 1/12/2024

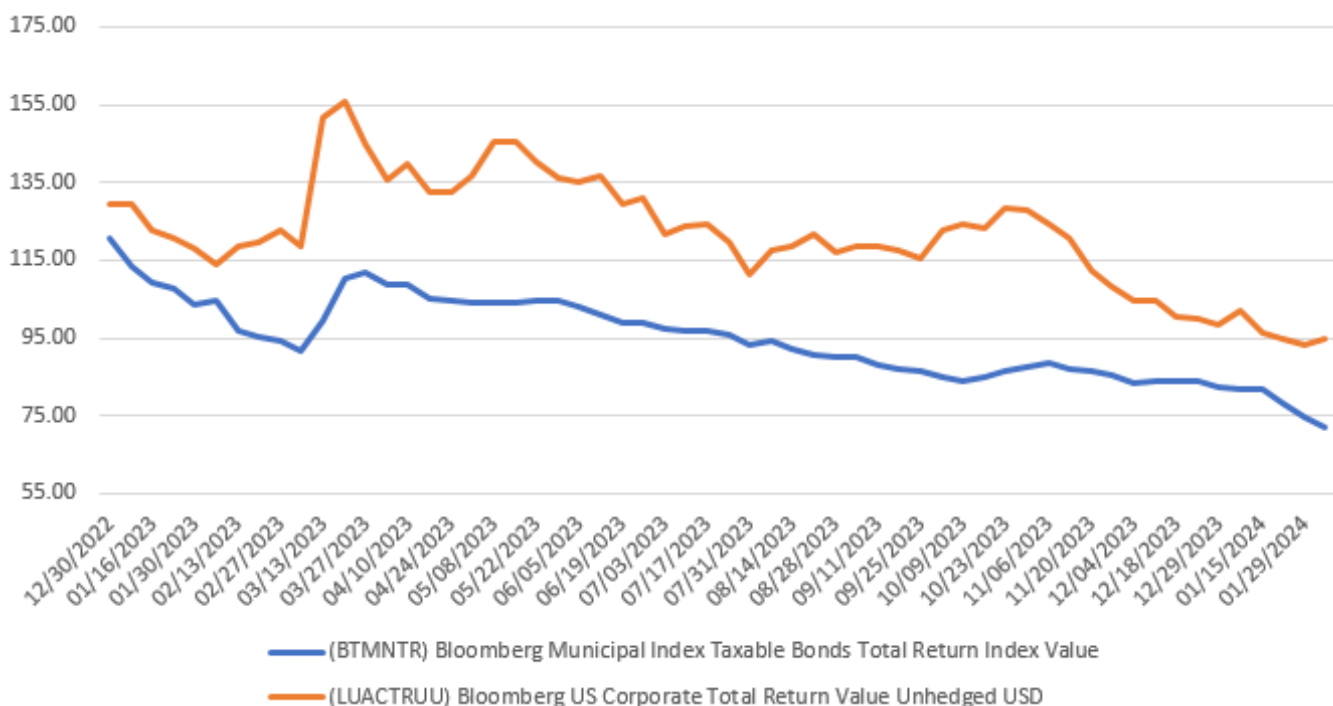
Since we may be approaching the highly anticipated Fed pivot, sitting in cash is likely no longer the best approach. Therefore, considering locking in today's higher yields for longer may be a prudent approach, especially for those in higher tax brackets where after-tax municipal bond yields are more attractive than cash. Utilizing active management to seek the best opportunities in high yield and along the yield curve could potentially add to returns as investors look to navigate 2024.

### Some Thoughts on the Taxable Portion of the Market

Taxable municipal bond supply was approximately \$37 billion in 2023, down from 2022, but we are forecasting a modest increase for the current year. Our assessment is that demand for the securities remains steady, given their spread to comparable U.S. Treasuries as well as risk of default when compared with other Credit types. Even with DWS' outlook for a mild economic recession, we expect overall municipal credit to remain stable.

Taxable municipal bonds also demonstrated resiliency during the year. The below chart highlights that spreads for taxable municipal bonds were much less volatile than corporate debt, especially as those bonds saw increased volatility during the bank crisis in March as well as the equity volatility in October.

OAS – Taxable Munis and Corporates



Source: Bloomberg as of 1/12/2024

## Glossary

AAA rating is a standardized assessment of the creditworthiness of the issuer and its debt instruments by specialized agencies. The main three rating agencies are the Moody's (Aaa over Baa1 to C, best to worst), S&P (AAA over BBB+ to D, best to worst) and Fitch (AAA over BBB+ to D, best to worst). AAA is the highest rating.

Credit quality measures a bond issuer's ability to repay interest and principal in a timely manner. Rating agencies assign letter designations such as AAA, AA and so forth. The lower the rating, the higher the probability of default. Credit quality does not remove market risk and is subject to change.

Duration is a measure expressed in years that adds and weights the time periods in which a bond returns cash to its holder. It is used to calculate a bond's sensitivity towards interest-rate changes.

Fed Funds rate refers to the target interest rate range set by the Federal Open Market Committee (FOMC). This target is the rate at which commercial banks borrow and lend their excess reserves to each other overnight.

The U.S. Federal Reserve, often referred to as "the Fed," is the central bank of the United States.

Municipal bonds (Munis) are debt securities issued by a state, municipality or country.

The spread is the difference between the quoted rates of return on two different investments, usually of different credit quality. A yield curve shows the annualized yields of fixed-income securities across different contract periods as a curve. When it is inverted, bonds with longer maturities have lower yields than those with shorter maturities.

A yield-curve inversion is when the yields on bonds with shorter duration are higher than the yields on bonds that have a longer duration.

Yield to worst is computed by using the lower of either the yield to maturity or the yield to call on every possible call date for a bond.

OAS, or option-adjusted spread, is a yield spread that measures the fixed income security rate and the risk-free rate of return while adjusting for embedded options. A yield spread is the difference between returns on investments from debt instruments that carry different risks, credit ratings, or maturity dates.

Volatility is the degree of variation of a trading-price series over time. It can be used as a measure of an asset's risk.

Yield is the income return on an investment referring to the interest or dividends received from a security and is usually expressed annually as a percentage based on the investment's cost, its current market value or its face value.

Maturity is defined as the final payment date of a financial instrument is its maturity.

Long bonds are typically referred to as bonds with a maturity period exceeding 10 years.

Investment grade refers to a credit rating from a rating agency that indicates that a bond has a relatively low risk of default.

A taxable municipal bond is a non-tax-exempt fixed-income security issued by a local government, such as a city, county, or related agency, to finance projects that the federal government will not subsidize.

The Bloomberg Municipal Bond Indices serve as the benchmarks for the U.S. municipal bond market. Investors use this index to benchmark against portions of their portfolio that are allocated in fixed income securities.

---

## Important risk information

Past performance is not indicative of future results.

It is not possible to invest directly in an index.

Views expressed are those of the author(s), are as of the date indicated and may change based on market and other conditions. The accuracy of the content and its relevance to your circumstances is not guaranteed.

War, terrorism, sanctions, economic uncertainty, trade disputes, public health crises and related geopolitical events have led, and, in the future, may lead to significant disruptions in US and world economies and markets, which may lead to increased market volatility and may have significant adverse effects on the fund and its investments.

The opinions and forecasts expressed are as of January 2024, and may not actually come to pass. This information is subject to change at any time, based on market and other conditions and should not be construed as a recommendation of any specific security.

Bond investments are subject to interest-rate and credit risks. When interest rates rise, bond prices generally fall. Credit risk refers to the ability of an issuer to make timely payments of principal and interest. Investments in lower-quality and nonrated securities present

greater risk of loss than investments in higher-quality securities. Inverse floaters are derivatives that involve leverage and could magnify gains or losses on tax-free investments.

Investments that generate federally tax-free income may have a portion of their distributions subject to federal, state and local taxes, including the alternative minimum tax. Any tax information in this document is merely a summary of our understanding and interpretation of some of the current tax laws and regulations and is not exhaustive. Consult your legal or tax counsel for advice and information concerning your particular situation. Neither DWS nor any of its representatives may give tax or legal advice.

The brand DWS represents DWS Group GmbH & Co. KGaA and any of its subsidiaries such as DWS Distributors, Inc. which offers investment products or DWS Investment Management Americas, Inc. and RREEF America L.L.C. which offer advisory services.

Index performance is shown for illustrative purposes only and is not intended to represent historical or to predict future performance of any specific investment or DWS's strategy. DWS products may have experienced negative performance over these time periods. Past performance is not indicative of future results. Investments are subject to risk, including possible loss of investment capital.

The material was prepared without regard to the specific objectives, financial situation or needs of any particular person who may receive it. It is intended for informational purposes only and it is not intended that it be relied on to make any investment decision. It is for professional investors only. It does not constitute investment advice or a recommendation or an offer or solicitation and is not the basis for any contract to purchase or sell any security or other instrument, or for Deutsche Bank AG and its affiliates to enter into or arrange any type of transaction as a consequence of any information contained herein.

Please note that this information is not intended to provide tax or legal advice and should not be relied upon as such. DWS does not provide tax, legal or accounting advice. Please consult with your respective experts before making investment decisions.

Neither DWS nor any of its affiliates, gives any warranty as to the accuracy, reliability or completeness of information which is contained. Except insofar as liability under any statute cannot be excluded, no member of DWS, the Issuer or any officer, employee or associate of them accepts any liability (whether arising in contract, in tort or negligence or otherwise) for any error or omission or for any resulting loss or damage whether direct, indirect, consequential or otherwise suffered.

This document is intended for discussion purposes only and does not create any legally binding obligations on the part of DWS and/or its affiliates. Without limitation, this document does not constitute investment advice or a recommendation or an offer or solicitation and is not the basis for any contract to purchase or sell any security or other instrument, or for DWS to enter into or arrange any type of transaction as a consequence of any information contained herein. The information contained in this document is based on material we believe to be reliable; however, we do not represent that it is accurate, current, complete, or error free. Assumptions, estimates and opinions contained in this document constitute our judgment as of the date of the document and are subject to change without notice. Past performance is not a guarantee of future results. Any forecasts provided herein are based upon our opinion of the market as at this date and are subject to change, dependent on future changes in the market. Any prediction, projection or forecast on the economy, stock market, bond market or the economic trends of the markets is not necessarily indicative of the future or likely performance. Investments are subject to risks, including possible loss of principal amount invested.

This document has been prepared without consideration of the investment needs, objectives or financial circumstances of any investor. Before making an investment decision, investors need to consider, with or without the assistance of an investment adviser, whether the investments and strategies described or provided by DWS, are appropriate, in light of their particular investment needs, objectives and financial circumstances. Furthermore, this document is for information/discussion purposes only and does not and is not intended to constitute an offer, recommendation or solicitation to conclude a transaction or the basis for any contract to purchase or sell any security, or other instrument, or for DWS to enter into or arrange any type of transaction as a consequence of any information contained herein and should not be treated as giving investment advice. DWS, including its subsidiaries and affiliates, does not provide legal, tax or accounting advice. This communication was prepared solely in connection with the promotion or marketing, to the extent permitted by applicable law, of the transaction or matter addressed herein, and was not intended or written to be used, and cannot be relied upon, by any taxpayer for the purposes of avoiding any U.S. federal tax penalties. The recipient of this communication should seek advice from an independent tax advisor regarding any tax matters addressed herein based on its particular circumstances. Investments with DWS are not guaranteed, unless specified. Although information in this document has been obtained from sources believed to be reliable, we do not guarantee its accuracy, completeness or fairness, and it should not be relied upon as such. All opinions and estimates herein, including forecast returns, reflect our judgment on the date of this report, are subject to change without notice and involve a number of assumptions which may not prove valid.

Investments are subject to various risks, including market fluctuations, regulatory change, counterparty risk, possible delays in repayment and loss of income and principal invested. The value of investments can fall as well as rise and you may not recover the amount originally invested at any point in time. Furthermore, substantial fluctuations of the value of the investment are possible even over short periods of time. Further, investment in international markets can be affected by a host of factors, including political or social conditions, diplomatic relations, limitations or removal of funds or assets or imposition of (or change in) exchange control or tax regulations in such markets. Additionally, investments denominated in an alternative currency will be subject to currency risk,

changes in exchange rates which may have an adverse effect on the value, price or income of the investment. This document does not identify all the risks (direct and indirect) or other considerations which might be material to you when entering into a transaction. The terms of an investment may be exclusively subject to the detailed provisions, including risk considerations, contained in the Offering Documents. When making an investment decision, you should rely on the final documentation relating to the investment and not the summary contained in this document.

This publication contains forward looking statements. Forward looking statements include, but are not limited to assumptions, estimates, projections, opinions, models and hypothetical performance analysis. The forward looking statements expressed constitute the author's judgment as of the date of this material. Forward looking statements involve significant elements of subjective judgments and analyses and changes thereto and/or consideration of different or additional factors could have a material impact on the results indicated. Therefore, actual results may vary, perhaps materially, from the results contained herein. No representation or warranty is made by DWS as to the reasonableness or completeness of such forward looking statements or to any other financial information contained herein. We assume no responsibility to advise the recipients of this document with regard to changes in our views.

No assurance can be given that any investment described herein would yield favorable investment results or that the investment objectives will be achieved. Any securities or financial instruments presented herein are not insured by the Federal Deposit Insurance Corporation ("FDIC") unless specifically noted, and are not guaranteed by or obligations of DWS or its affiliates. We or our affiliates or persons associated with us may act upon or use material in this report prior to publication. DB may engage in transactions in a manner inconsistent with the views discussed herein. Opinions expressed herein may differ from the opinions expressed by departments or other divisions or affiliates of DWS. This document may not be reproduced or circulated without our written authority. The manner of circulation and distribution of this document may be restricted by law or regulation in certain countries. This document is not directed to, or intended for distribution to or use by, any person or entity who is a citizen or resident of or located in any locality, state, country or other jurisdiction, including the United States, where such distribution, publication, availability or use would be contrary to law or regulation or which would subject DWS to any registration or licensing requirement within such jurisdiction not currently met within such jurisdiction. Persons into whose possession this document may come are required to inform themselves of, and to observe, such restrictions.

Past performance is no guarantee of future results; nothing contained herein shall constitute any representation or warranty as to future performance. Further information is available upon investor's request. All third party data (such as MSCI, S&P & Bloomberg) are copyrighted by and proprietary to the provider.

Investments are subject to various risks. Detailed information on risks is contained in the relevant offering documents.

No liability for any error or omission is accepted by DWS.

Opinions and estimates may be changed without notice and involve a number of assumptions which may not prove valid.

DWS does not give taxation or legal advice.

This document may not be reproduced or circulated without DWS's written authority.

This document is not directed to, or intended for distribution to or use by, any person or entity who is a citizen or resident of or located in any locality, state, country or other jurisdiction, including the United States, where such distribution, publication, availability or use would be contrary to law or regulation or which would subject DWS to any registration or licensing requirement within such jurisdiction not currently met within such jurisdiction. Persons into whose possession this document may come are required to inform themselves of, and to observe, such restrictions.

© 2024 DWS International GmbH /DWS Investment GmbH

Issued in the UK by DWS Investments UK Limited which is authorised and regulated in the UK by the Financial Conduct Authority. © 2024 DWS Investments UK Limited

In Hong Kong, this document is issued by DWS Investments Hong Kong Limited. The content of this document has not been reviewed by the Securities and Futures Commission. © 2024 DWS Investments Hong Kong Limited

In Singapore, this document is issued by DWS Investments Singapore Limited. The content of this document has not been reviewed by the Monetary Authority of Singapore. © 2024 DWS Investments Singapore Limited

In Australia, this document is issued by DWS Investments Australia Limited (ABN: 52 074 599 401) (AFSL 499640). The content of this document has not been reviewed by the Australian Securities and Investments Commission. © 2024 DWS Investments Australia Limited

For investors in Bermuda: This is not an offering of securities or interests in any product. Such securities may be offered or sold in Bermuda only in compliance with the provisions of the Investment Business Act of 2003 of Bermuda which regulates the sale of

securities in Bermuda. Additionally, non-Bermudian persons (including companies) may not carry on or engage in any trade or business in Bermuda unless such persons are permitted to do so under applicable Bermuda legislation.

For Investors in Canada. No securities commission or similar authority in Canada has reviewed or in any way passed upon this document or the merits of the securities described herein and any representation to the contrary is an offence. This document is intended for discussion purposes only and does not create any legally binding obligations on the part of DWS Group. Without limitation, this document does not constitute an offer, an invitation to offer or a recommendation to enter into any transaction. When making an investment decision, you should rely solely on the final documentation relating to the transaction and not the summary contained herein. DWS Group is not acting as your financial adviser or in any other fiduciary capacity with respect to this proposed transaction. The transaction(s) or products(s) mentioned herein may not be appropriate for all investors and before entering into any transaction you should take steps to ensure that you fully understand the transaction and have made an independent assessment of the appropriateness of the transaction in the light of your own objectives and circumstances, including the possible risks and benefits of entering into such transaction. You should also consider seeking advice from your own advisers in making this assessment. If you decide to enter into a transaction with DWS Group you do so in reliance on your own judgment. The information contained in this document is based on material we believe to be reliable; however, we do not represent that it is accurate, current, complete, or error free. Assumptions, estimates and opinions contained in this document constitute our judgment as of the date of the document and are subject to change without notice. Any projections are based on a number of assumptions as to market conditions and there can be no guarantee that any projected results will be achieved. Past performance is not a guarantee of future results. The distribution of this document and availability of these products and services in certain jurisdictions may be restricted by law. You may not distribute this document, in whole or in part, without our express written permission. For Institutional Use and Registered Rep Use Only. Not for Public Viewing or Distribution.

DWS Distributors, Inc.  
222 South Riverside Plaza  
Chicago, IL 60606-5808  
[www.dws.com](http://www.dws.com)  
Tel (800) 621-1148

© 2024 DWS Group GmbH & Co. KGaA. All rights reserved. R-099711-1 (ORIGS: I-099706-1 (2/24) and R-081135-4 (02/24))