



## Investment traffic lights

### Our tactical and strategic view

#### General Market Overview

"Just keep on going" – this is what most investors may think when looking back at the year of 2017 and forward to 2018. As we forecast rising markets for 2018, their wish might come true in terms of direction. But in terms of quantity, the current year might not pamper investors as 2017 did. First of all, 2017 was far too strong for that and, secondly, some drivers boosting the markets in 2017 are no longer intact. This was, in Europe, Macron's victory in the French presidential elections and the so called tax reform that was finally passed by the U.S. congress in late 2017. However, it remains to be seen whether and to what extent U.S. companies and middle-and low income households should benefit from this rather hastily written law. In Asia, China and Japan both presented surprisingly good economic and corporate data. The even higher dynamics in the economic environment all over the world in the current year should, after all, pave the way for a good investment year 2018. However, not all assets might repeat their 2017 performance, particularly equities.

With a total return of 24.6%, the MSCI AC World (i.e. industrialized states and emerging markets) performed better in 2017 than in any other year since 2009. This is, however, only the case in U.S. dollar terms. In local currencies, global stock exchanges gained "only" 23.1%, thus falling short of the 28.1% achieved in 2013. This leads us to another major trend of last year: the weakness of the dollar. It lost almost 10% versus the trade-weighted currency basket and even 14% versus the euro. This puts the strong performance of the S&P 500 into perspective. It increased by 21.8%, whereas the Dax gained only 12.8%. However, in dollar terms, the Dax grew by 28.1%, thus reaching the 20% to 30% growth corridor alongside the Euro Stoxx 50, the Swiss SMI, the U.K. FTSE 100 and the MSCI Japan. Only Asia ex Japan (MSCI AC Asia ex Japan) performed even better, again in dollar terms, and gained 42.1%. Similar to the S&P 500, technology firms have been the main drivers of the index.

What other features of 2017 are outstanding? One of them certainly was low volatility which fell to historic lows in some markets. Others were an oil price that recovered strongly from mid-2017 on and gold prices rising from the start of 2017. The argument that precious metal always stands for some investor skepticism, despite good economic data, might be confirmed by the most surprising performance of a very young asset class: cryptocurrencies. The value of bitcoin has increased almost twentyfold in 2017, its rival ethereum almost even hundredfold. Our arguments against investing into these so-called currencies are to be found in our recent publication "Bitcoins all over the place." Finally, let's turn to the bond markets where returns (in local currency) mainly remained single-digit – however, only if you skipped Bunds. German

All opinions and claims are based upon data on 1/5/18 and may not come to pass. This information is subject to change at any time, based upon economic, market and other considerations and should not be construed as a recommendation. Alternative investments may be speculative and involve significant risks including illiquidity, heightened potential for loss and lack of transparency. Alternatives are not suitable for all clients. **Past performance is not indicative of future returns.** Forecasts are based on assumptions, estimates, opinions and hypothetical models that may prove to be incorrect. Investments come with risk. The value of an investment can fall as well as rise and your capital may be at risk. You might not get back the amount originally invested at any point in time. Deutsche Asset Management Investment GmbH

R-053947-1 (1/18)



government bonds of all maturities lost money in 2017, whereas emerging market bonds denominated in U.S. dollars boasted double-digit returns.

## Outlook and changes in positioning

Although we do not think that low volatility heralds a stock market slump, it does carry an element of risk. Together with the high returns recently achieved, it has, on the one hand, increased market participants' self-reinforcing complacency. It has increased their risk appetite and lowered their risk awareness. On the other hand, it has prompted some institutional multi-asset funds, particularly those aiming to achieve a constant risk level, to drive up their equity share in this environment. After a strong 2017 and volatility at bottom levels, ever more investors are romping around riskier asset classes such as equities or corporate bonds. Although we do expect the economic environment to continue supporting the markets, riskier positioning by investors could trigger a minor market setback turning into a major slump, even if this is only short-dated. If this happens right at the beginning of 2018, this could strongly influence investor sentiment for the rest of the year.

But, as we already stated in our report last month, we assume returns to remain positive in the year of 2018 for almost all asset classes. We have only made minor tactical changes recently. Still in December, we had upgraded U.S. small- and mid-cap firms to neutral since they should benefit most from the U.S. tax reform. At the start of 2018, we downgraded 2-year U.S. government bonds as well as 10-year U.K. Gilts – the first, since good economic dynamics meet with high issuance in January and the latter, since we expect inflationary pressure to rise in the United Kingdom. Our short-term outlook for the Dax has turned more positive again after it had lost roughly 5% from its peak in only a couple of weeks.

## Equities\*

	1 to 3 months	until December 2018
<b>Regions</b>		
United States	●	↗
Europe	●	↗
Eurozone	●	↗
Germany	●	↗
Switzerland	●	↗
United Kingdom (UK)	●	→
Emerging Markets	●	↗
Asia ex Japan	●	↗
Japan	●	↗
Latin America	●	↗
<b>Sectors</b>		
Consumer staples	●	
Healthcare	●	
Telecommunications	●	
Utilities	●	
Consumer discretionary	●	
Energy	●	
Financials	●	

All opinions and claims are based upon data on 1/5/18 and may not come to pass. This information is subject to change at any time, based upon economic, market and other considerations and should not be construed as a recommendation. Alternative investments may be speculative and involve significant risks including illiquidity, heightened potential for loss and lack of transparency. Alternatives are not suitable for all clients. **Past performance is not indicative of future returns.** Forecasts are based on assumptions, estimates, opinions and hypothetical models that may prove to be incorrect. Investments come with risk. The value of an investment can fall as well as rise and your capital may be at risk. You might not get back the amount originally invested at any point in time. Deutsche Asset Management Investment GmbH

R-053947-1 (1/18)



Industrials	●	
Information technology	●	
Materials	●	
Real Estate	●	
<b>Style</b>		
Small and mid cap	●	

## Fixed Income\*\*

	1 to 3 months	until December 2018
<b>Rates</b>		
U.S. Treasuries (2-year)	●	↗
U.S. Treasuries (10-year)	●	↗
U.S. Treasuries (30-year)	●	↗
UK Gilts (10-year)	●	↗
Italy (10-year) <sup>1</sup>	●	→
Spain (10-year) <sup>1</sup>	●	→
German Bunds (2-year)	●	↗
German Bunds (10-year)	●	↗
German Bunds (30-year)	●	↗
Japanese government bonds (2-year)	●	→
Japanese government bonds (10-year)	●	→
<b>Corporates</b>		
U.S. investment grade	●	↘
U.S. high yield	●	→
Euro investment grade <sup>1</sup>	●	↘
Euro high yield <sup>1</sup>	●	↘
Asia credit	●	↘
Emerging-market credit	●	↘
<b>Securitized / specialties</b>		
Covered bonds <sup>1</sup>	●	↗
U.S. municipal bonds	●	→
U.S. mortgage-backed securities	●	↗
<b>Currencies</b>		
EUR vs. USD	●	↘
USD vs. JPY	●	→
EUR vs. GBP	●	→
GBP vs. USD	●	↘
USD vs. CNY	●	↗
<b>Emerging markets</b>		
Emerging-market sovereigns	●	→

## Alternatives\*

	1 to 3 months	until December 2018
Infrastructure	●	↗
Commodities	●	↗
Real estate (listed)	●	↗
Real estate (non-listed) APAC	●	↗
Real estate (non-listed) Europe	●	↗
Real estate (non-listed) United States	●	→
Hedge funds	●	↗
Private Equity <sup>2</sup>	●	→

All opinions and claims are based upon data on 1/5/18 and may not come to pass. This information is subject to change at any time, based upon economic, market and other considerations and should not be construed as a recommendation. Alternative investments may be speculative and involve significant risks including illiquidity, heightened potential for loss and lack of transparency. Alternatives are not suitable for all clients. **Past performance is not indicative of future returns.** Forecasts are based on assumptions, estimates, opinions and hypothetical models that may prove to be incorrect. Investments come with risk. The value of an investment can fall as well as rise and your capital may be at risk. You might not get back the amount originally invested at any point in time. Deutsche Asset Management Investment GmbH

R-053947-1 (1/18)



## Comments regarding our tactical and strategic view

### Tactical view:




- The focus of our tactical view for fixed income is on trends in bond prices, not yields.

### Strategic view:

- The focus of our strategic view for sovereign bonds is on yields, not trends in bond prices.
- For corporates and securitized/specialties bonds, the arrows depict the respective option-adjusted spread.
- For bonds not denominated in euros, the illustration depicts the spread in comparison with U.S. Treasuries. For bonds denominated in euros, the illustration depicts the spread in comparison with German Bunds.
- For emerging-market sovereign bonds, the illustration depicts the spread in comparison with U.S. Treasuries.
- Both spread and yield trends influence the bond value. Investors who aim to profit only from spread trends should hedge against changing interest rates.

## Key

### The tactical view (one to three months):




-  Positive view
-  Neutral view
-  Negative view

### The strategic view up to December 2018

#### Equity indices, exchange rates and alternative investments:

The arrows signal whether we expect to see an upward trend ↗, a sideways trend → or a downward trend ↘.

The **arrows' colors** illustrate the return opportunities for long-only investors.

-  Positive return potential for long-only investors
-  Limited return opportunity as well as downside risk
-  Negative return potential for long-only investors

#### Fixed Income:

For sovereign bonds, ↗ denotes rising yields, → unchanged yields and ↘ falling yields. For corporates, securitized/specialties and emerging-market bonds, the arrows depict the

All opinions and claims are based upon data on 1/5/18 and may not come to pass. This information is subject to change at any time, based upon economic, market and other considerations and should not be construed as a recommendation. Alternative investments may be speculative and involve significant risks including illiquidity, heightened potential for loss and lack of transparency. Alternatives are not suitable for all clients. **Past performance is not indicative of future returns.** Forecasts are based on assumptions, estimates, opinions and hypothetical models that may prove to be incorrect. Investments come with risk. The value of an investment can fall as well as rise and your capital may be at risk. You might not get back the amount originally invested at any point in time. Deutsche Asset Management Investment GmbH

R-053947-1 (1/18)



option-adjusted spread over U.S. Treasuries: ↗ depicts a rising spread, → a sideways trend and ↘ a falling spread.

The **arrows' colors** illustrate the return opportunities for long-only investors.

- ↘ Positive return potential for long-only investors
- → Limited return opportunity as well as downside risk
- ↗ Negative return potential for long-only investors

#### Footnotes:

\* as of 12/29/18

\*\* as of 1/3/18

<sup>1</sup> Spread over German Bunds in basis points

<sup>2</sup> These traffic-light indicators are only meaningful for existing private-equity portfolios

All opinions and claims are based upon data on 1/5/18 and may not come to pass. This information is subject to change at any time, based upon economic, market and other considerations and should not be construed as a recommendation. Alternative investments may be speculative and involve significant risks including illiquidity, heightened potential for loss and lack of transparency. Alternatives are not suitable for all clients. **Past performance is not indicative of future returns.** Forecasts are based on assumptions, estimates, opinions and hypothetical models that may prove to be incorrect. Investments come with risk. The value of an investment can fall as well as rise and your capital may be at risk. You might not get back the amount originally invested at any point in time. Deutsche Asset Management Investment GmbH

R-053947-1 (1/18)



## Glossary

### Bitcoin

**Bitcoin** is the pioneer amongst the cryptocurrencies.

### Cryptocurrency

**Cryptocurrencies** are a new generation of digital currencies and payment systems that rely on cryptotechnology and distributed data management. They are privately organised and not bound to oversight by central banks or other official institutions. The pioneer and still most traded cryptocurrency is the bitcoin.

### Dax

The **Dax** is a blue-chip stock-market index consisting of the 30 major German companies trading on the Frankfurt Stock Exchange.

### Ethereum

**Ethereum** is a cryptocurrency.

### Euro Stoxx 50

The **Euro Stoxx 50** is an index that tracks the performance of blue-chip stocks in the Eurozone.

### FTSE 100

The **FTSE 100** is an index that tracks the performance of the 100 major companies trading on the London Stock Exchange.

### MSCI AC World Index

The **MSCI AC World Index** captures large- and mid-cap companies across 23 developed- and 24 emerging-market countries.

### MSCI Asia ex Japan Index

The **MSCI AC Asia ex Japan Index** captures large- and mid-cap representation across 2 of 3 developed-market countries (excluding Japan) and 8 emerging-market countries in Asia.

### MSCI Japan Index

The **MSCI Japan Index** is designed to measure the performance of the large- and mid-cap segments of the Japanese market.

### S&P 500

The **S&P 500** is an index that includes 500 leading U.S. companies capturing approximately 80% coverage of available U.S. market capitalization.

### Swiss Market Index (SMI)

The **Swiss Market Index (SMI)** is Switzerland's most important equity index, consisting of the 20 largest and most liquid large- and mid-cap stocks.

All opinions and claims are based upon data on 1/5/18 and may not come to pass. This information is subject to change at any time, based upon economic, market and other considerations and should not be construed as a recommendation. Alternative investments may be speculative and involve significant risks including illiquidity, heightened potential for loss and lack of transparency. Alternatives are not suitable for all clients. **Past performance is not indicative of future returns.** Forecasts are based on assumptions, estimates, opinions and hypothetical models that may prove to be incorrect. Investments come with risk. The value of an investment can fall as well as rise and your capital may be at risk. You might not get back the amount originally invested at any point in time. Deutsche Asset Management Investment GmbH

R-053947-1 (1/18)



## Trade-Weighted U.S. Dollar Index

The Trade-Weighted U.S. Dollar Index tracks the performance of the U.S. dollar relative to other world currencies.

All opinions and claims are based upon data on 1/5/18 and may not come to pass. This information is subject to change at any time, based upon economic, market and other considerations and should not be construed as a recommendation. Alternative investments may be speculative and involve significant risks including illiquidity, heightened potential for loss and lack of transparency. Alternatives are not suitable for all clients. **Past performance is not indicative of future returns.** Forecasts are based on assumptions, estimates, opinions and hypothetical models that may prove to be incorrect. Investments come with risk. The value of an investment can fall as well as rise and your capital may be at risk. You might not get back the amount originally invested at any point in time. Deutsche Asset Management Investment GmbH

R-053947-1 (1/18)





## Important Information

**Nothing contained herein is fiduciary or impartial investment advice that is individualized or directed to any plan, plan participant, or IRA owner regarding the advisability of any investment transaction, including any IRA distribution or rollover.**

This document has been prepared without consideration of the investment needs, objectives or financial circumstances of any investor. Before making an investment decision, investors need to consider, with or without the assistance of an investment adviser, whether the investments and strategies described or provided by Deutsche Bank, are appropriate, in light of their particular investment needs, objectives and financial circumstances. Furthermore, this document is for information/discussion purposes only and does not and is not intended to constitute an offer, recommendation or solicitation to conclude a transaction or the basis for any contract to purchase or sell any security, or other instrument, or for Deutsche Bank to enter into or arrange any type of transaction as a consequence of any information contained herein and should not be treated as giving investment advice. Deutsche Bank AG, including its subsidiaries and affiliates, does not provide legal, tax or accounting advice. This communication was prepared solely in connection with the promotion or marketing, to the extent permitted by applicable law, of the transaction or matter addressed herein, and was not intended or written to be used, and cannot be relied upon, by any taxpayer for the purposes of avoiding any U.S. federal tax penalties. The recipient of this communication should seek advice from an independent tax advisor regarding any tax matters addressed herein based on its particular circumstances. Investments with Deutsche Bank are not guaranteed, unless specified. Although information in this document has been obtained from sources believed to be reliable, we do not guarantee its accuracy, completeness or fairness, and it should not be relied upon as such. All opinions and estimates herein, including forecast returns, reflect our judgment on the date of this report, are subject to change without notice and involve a number of assumptions which may not prove valid.

Investments are subject to various risks, including market fluctuations, regulatory change, counterparty risk, possible delays in repayment and loss of income and principal invested. The value of investments can fall as well as rise and you may not recover the amount originally invested at any point in time. Furthermore, substantial fluctuations of the value of the investment are possible even over short periods of time. Further, investment in international markets can be affected by a host of factors, including political or social conditions, diplomatic relations, limitations or removal of funds or assets or imposition of (or change in) exchange control or tax regulations in such markets. Additionally, investments denominated in an alternative currency will be subject to currency risk, changes in exchange rates which may have an adverse effect on the value, price or income of the investment. This document does not identify all the risks (direct and indirect) or other considerations

All opinions and claims are based upon data on 1/5/18 and may not come to pass. This information is subject to change at any time, based upon economic, market and other considerations and should not be construed as a recommendation. Alternative investments may be speculative and involve significant risks including illiquidity, heightened potential for loss and lack of transparency. Alternatives are not suitable for all clients. **Past performance is not indicative of future returns.** Forecasts are based on assumptions, estimates, opinions and hypothetical models that may prove to be incorrect. Investments come with risk. The value of an investment can fall as well as rise and your capital may be at risk. You might not get back the amount originally invested at any point in time. Deutsche Asset Management Investment GmbH

R-053947-1 (1/18)





which might be material to you when entering into a transaction. For certain investments, the terms will be exclusively subject to the detailed provisions, including risk considerations, contained in the Offering Documents. Review carefully before investing.

This publication contains forward looking statements. Forward looking statements include, but are not limited to assumptions, estimates, projections, opinions, models and hypothetical performance analysis. The forward looking statements expressed constitute the author's judgment as of the date of this material. Forward looking statements involve significant elements of subjective judgments and analyses and changes thereto and/or consideration of different or additional factors could have a material impact on the results indicated. Therefore, actual results may vary, perhaps materially, from the results contained herein. No representation or warranty is made by Deutsche Bank as to the reasonableness or completeness of such forward looking statements or to any other financial information contained herein. We assume no responsibility to advise the recipients of this document with regard to changes in our views.

No assurance can be given that any investment described herein would yield favorable investment results or that the investment objectives will be achieved. Any securities or financial instruments presented herein are not insured by the Federal Deposit Insurance Corporation ("FDIC") unless specifically noted, and are not guaranteed by or obligations of Deutsche Bank AG or its affiliates. We or our affiliates or persons associated with us may act upon or use material in this report prior to publication. DB may engage in transactions in a manner inconsistent with the views discussed herein. Opinions expressed herein may differ from the opinions expressed by departments or other divisions or affiliates of Deutsche Bank. This document may not be reproduced or circulated without our written authority. The manner of circulation and distribution of this document may be restricted by law or regulation in certain countries. This document is not directed to, or intended for distribution to or use by, any person or entity who is a citizen or resident of or located in any locality, state, country or other jurisdiction, including the United States, where such distribution, publication, availability or use would be contrary to law or regulation or which would subject Deutsche Bank to any registration or licensing requirement within such jurisdiction not currently met within such jurisdiction. Persons into whose possession this document may come are required to inform themselves of, and to observe, such restrictions.

Past performance is no guarantee of future results; nothing contained herein shall constitute any representation or warranty as to future performance. Further information is available upon investor's request. All third party data (such as MSCI, S&P & Bloomberg) are copyrighted by and proprietary to the provider.

Deutsche Bank AG is authorised under German Banking Law (competent authority: European Central Bank and the BaFin, Germany's Federal Financial Supervisory Authority) and by the Prudential Regulation Authority and subject to limited regulation by the Financial Conduct Authority and Prudential Regulation

All opinions and claims are based upon data on 1/5/18 and may not come to pass. This information is subject to change at any time, based upon economic, market and other considerations and should not be construed as a recommendation. Alternative investments may be speculative and involve significant risks including illiquidity, heightened potential for loss and lack of transparency. Alternatives are not suitable for all clients. **Past performance is not indicative of future returns.** Forecasts are based on assumptions, estimates, opinions and hypothetical models that may prove to be incorrect. Investments come with risk. The value of an investment can fall as well as rise and your capital may be at risk. You might not get back the amount originally invested at any point in time. Deutsche Asset Management Investment GmbH

R-053947-1 (1/18)



Authority. Details about the extent of our authorisation and regulation by the Prudential Regulation Authority, and regulation by the Financial Conduct Authority are available from us on request.

© 2017 Deutsche Asset Management Investment GmbH, Mainzer Landstraße 11-17, 60329 Frankfurt am Main, Germany. All rights reserved.

All opinions and claims are based upon data on 1/5/18 and may not come to pass. This information is subject to change at any time, based upon economic, market and other considerations and should not be construed as a recommendation. Alternative investments may be speculative and involve significant risks including illiquidity, heightened potential for loss and lack of transparency. Alternatives are not suitable for all clients. **Past performance is not indicative of future returns.** Forecasts are based on assumptions, estimates, opinions and hypothetical models that may prove to be incorrect. Investments come with risk. The value of an investment can fall as well as rise and your capital may be at risk. You might not get back the amount originally invested at any point in time. Deutsche Asset Management Investment GmbH

R-053947-1 (1/18)