

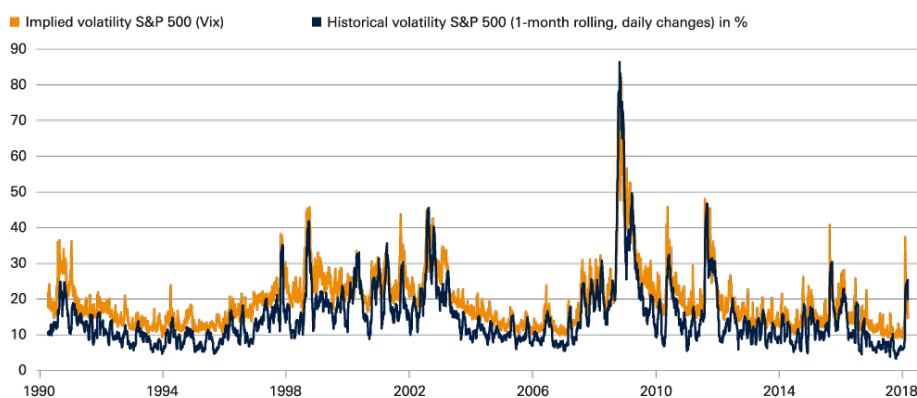


Some normality for volatility

Goldilocks economy showing cracks, volatility on the rise – but not too sharply. Time for the right volatility strategies.

Proclaiming the end of the low-volatility phase was of little use in recent years for gaining fame. The markets repeatedly found ways to fluctuate even less. The way they kept up their spirits despite all the political headlines takes the Zen philosophy to a whole new level. But now, only a few months into 2018, we've seen an end to the volatility valley, and the lows of the past seem a distant memory. A short recap of some of the details: On February 8, after more than 400 days, the S&P 500 ended its longest stretch to date without a 5% correction. This year, the S&P 500 has already experienced 16 fluctuations of more than 1.0%, twice as many as during all of 2017. And then of course, there is the mother of all volatility indicators, the Vix, which represents the implied volatility of short-term options on the S&P 500. On February 5, it rose more sharply in a single day than ever before, both in percentage and in absolute terms – by 20 points or 116% based on closing prices. Another fact that illustrates the peculiarity of 2017: There were 55 days, in which the Vix stayed below 10 points, as the chart below shows. In the entire time between its inception in June 1990 and the end of 2016, it had barely managed 10 of these sub-10 days. And initially, this year looked like a seamless continuation of last year, with the Vix trading below 10 points on seven out of eight trading days.

Volatility in the S&P 500: trend reversal in February?



Sources: Thomson Reuters Datastream, Deutsche Asset Management Investment GmbH; as of 3/13/18

At the end of January, however, the calm came to an end, and investors were abruptly woken out of their one-year hibernation. There was a great frenzy as the first doomsday scenarios were brought up. And yet, in retrospect, it was only a brief scare. Having slipped below its beginning-of-the-year level for the first time on February 5, it took the S&P 500 only eight trading days before returning back to positive territory. The MSCI AC World was down for only four days thanks to the relative strength of some emerging markets.

Christian Hille
Head of Multi Asset



In a nutshell

- At the end of January, after a break of more than a year, volatility has made a comeback with an overdue market correction.
- Less easy central-bank policy, protectionism, and concerns about inflation should prevent a return to the volatility lows we've seen previously.
- We still don't want to pursue aggressive low-volatility strategies, but have identified more elegant ways to benefit from the late-cycle environment.

All opinions and claims are based upon data on 3/15/18 and may not come to pass. This information is subject to change at any time, based upon economic, market and other considerations and should not be construed as a recommendation. Past performance is not indicative of future returns. Forecasts are based on assumptions, estimates, opinions and hypothetical models that may prove to be incorrect. Deutsche Asset Management Investment GmbH

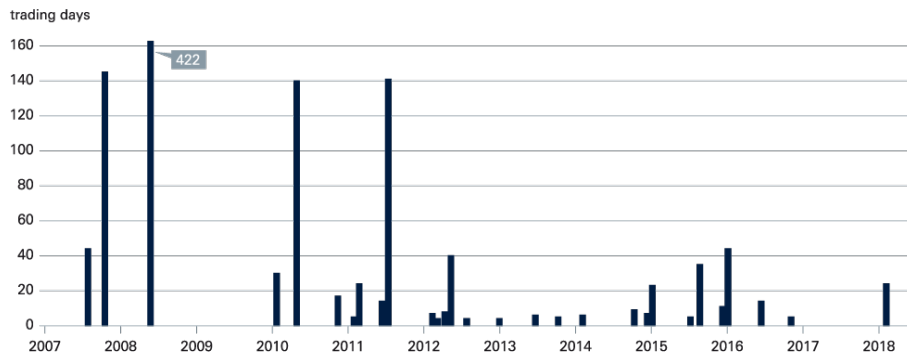
CRC 055949 (03/2018)



Reasons for the rapid recovery

Even though stock markets recovered quite quickly, volatility remained elevated somewhat longer. If high volatility is defined as being above a threshold of 20, the most recent high-volatility period lasted for 21 trading days. As the chart illustrates, based on this definition, there was not a single day of high volatility in 2017. To find a longer period, you'd even have to look back to the beginning of 2016.

Length of periods in which the Vix traded above 20*



Source: Thomson Reuters Datastream, Deutsche Asset Management Investment GmbH; as of 3/13/18

* A high-volatility period ends when the Vix closes below 20 on more than four consecutive days.

Meanwhile, the Vix has been sitting below the 20-point threshold for a few days. We've identified the following four reasons for the most recent correction being so short-lived:

- The pullback followed an unusually strong start to the year: Before January came to a close, the MSCI AC World had increased by 7.3%. Some regional indices had already surpassed or were close to our 12-month targets by that time. The correction could also be viewed as a "reset" after an overly euphoric start to the year.
- The correction happened during a period of continued abundance of positive economic data and equally optimistic company reports. U.S. companies, in particular, responded to Trump's tax cuts relatively early on. As expected, these drove net profits and share buyback plans, and also led to an increase in analysts' capex estimates.
- The third factor cannot be unequivocally classified as a consequence or cause. In any case, the market was spared a major, self-perpetuating downward spiral, and the short duration of the correction may have been both symptom and cause. What do we mean by that? According to the usual patterns of market psychology, falling share prices are perceived as a negative signal, which exacerbates skepticism and thus leads to further selling. However, there are completely unemotional trading strategies that ultimately move in a similar direction, too. For example, there are strategies primarily based on following existing trends, often referred to as CTAs (commodity trading advisors). Or funds that seek to achieve a certain target level of volatility across the entire portfolio (target-volatility strategies). And finally, there are funds that allocate their assets according to the risk contribution of

All opinions and claims are based upon data on 3/15/18 and may not come to pass. This information is subject to change at any time, based upon economic, market and other considerations and should not be construed as a recommendation. Past performance is not indicative of future returns. Forecasts are based on assumptions, estimates, opinions and hypothetical models that may prove to be incorrect. Deutsche Asset Management Investment GmbH

CRC 055949 (03/2018)



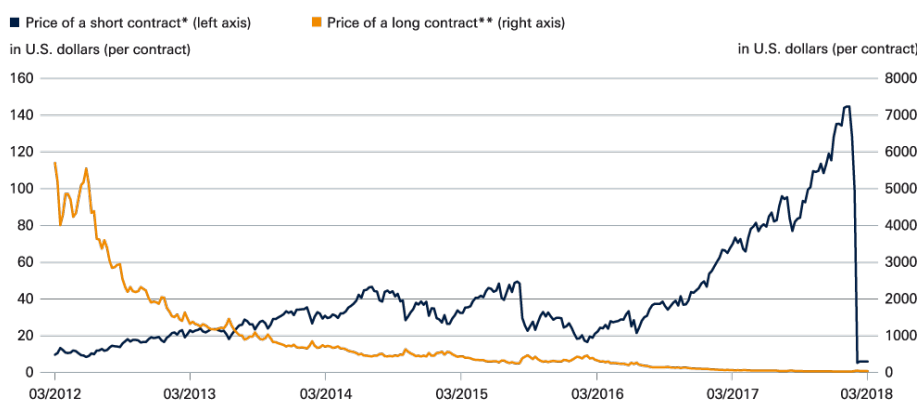
an asset class (risk-parity strategy). The common theme for these strategies is the strong pro-cyclical traits they tend to exhibit. That is why they are readily used as scapegoats if market corrections turn into a downward spiral. However, all three strategies tend to be far less rigid and inflexible than many people believe – many CTAs base their momentum-driven strategies on longer periods, and human intervention is possible with the other two strategies mentioned.

- A very unique accelerant of this correction – short-volatility strategies and, in particular, short-volatility instruments – suggests that investors can indeed attribute the correction to technical rather than fundamental reasons. We will briefly discuss these strategies below.

Maximum volatility through volatility avoidance

The most aggressive way to bet on low volatility is to sell volatility short. For this reason, such financial instruments are called short¹, or inverse, volatility products. They stopped being niche products a long time ago - the two leading funds (one of them being the VelocityShares Daily Inverse VIX Short-Term ETN exchange traded note from Credit Suisse, or Xiv for short) had accumulated almost four billion dollars under management. It was, however, only as a result of the recent market turbulence that they became known to the broader public. The Xiv in particular became (in)famous virtually overnight, after its collapse on February 5 triggered its liquidation. We had warned of just that scenario in our report in June 2017 "[Volatility – why we play it safe](#)".

Long volatility: long period without profits, short volatility: profits gone in a short period of time.



Source: Thomson Reuters Datastream; as of 3/13/18
 * VelocityShares Daily Inverse VIX Short-Term ETN
 ** Barclays iPath S&P 500 VIX Term Future ETN

Even though many investors generated decent returns during this note's seven-year history, that is cold comfort for those who invested near the end and lost everything. On the other hand, although investors in instruments betting on rising volatility doubled their investments at the beginning of February, this paled into insignificance compared to the previous years of losses (see chart). However, conclusions from the Xiv cannot be applied directly to all other short-volatility instruments, because it was one of the

All opinions and claims are based upon data on 3/15/18 and may not come to pass. This information is subject to change at any time, based upon economic, market and other considerations and should not be construed as a recommendation. Past performance is not indicative of future returns. Forecasts are based on assumptions, estimates, opinions and hypothetical models that may prove to be incorrect. Deutsche Asset Management Investment GmbH

CRC 055949 (03/2018)

¹Short selling means selling a financial instrument that you do not own but only borrowed. On the other hand, going long means you own the instrument.



most aggressive funds in that it focused on the short end of the volatility term structure. In addition, there are a number of similar instruments that are structured in a much more defensive way and only incurred losses in the low double-digits. According to Bloomberg data, around two trillion dollars had been invested in low- or decreasing-volatility strategies before the market collapsed. However, the distinction is anything but clear, as ultimately a direct investment in shares also benefits from falling volatility. The lines are blurred. Before discussing our preferred volatility strategies, we want to start by explaining our view of where volatility is headed in the medium term.

Where is volatility heading to?

The various scenarios of where market volatility is headed going forward could be endlessly debated, as for one thing, there are many subjective elements to the debate about which factors might suggest more nervousness in markets. Here are a few examples:

Factors suggesting higher volatility

- The U.S. economy is in a late-cycle phase and could show signs of overheating.
- With the departures of Gary Cohn and Rex Tillerson from the White House, advisers who call for more protectionism have gained in importance. Donald Trump doesn't seem to be too concerned about the dangers of possible trade wars.
- Increasing inflation rates.
- Central banks are cutting back on quantitative easing and are maintaining or already raising interest rates.
- The Italian election results (see [A surprise, Italian style](#)).
- Brexit. Even though Prime Minister Theresa May has recently struck a much more realistic tone, the timetable remains ambitious given the many agreements to be negotiated.

Factors suggesting lower volatility

- Synchronous global growth. Not too much, not too little. We expect 3.9% growth for both 2018 and 2019.
- The purchasing managers' indices will find it difficult to reach new heights, but we expect them to remain at levels indicating expansion.
- Investors are likely to continue to believe that central banks will lend support in the event of major upsets. In addition, there is broad agreement that no central bank would want to risk being accused of sounding the death knell for the economy by pursuing an interest-rate policy considered too aggressive.
- Inflation remains historically low.

As you can see, there are good arguments for both cases. We would draw the following conclusions from observations made over the past years and at the beginning of this year:

- The political arena has sprung a number of unexpected surprises in recent years. Generally, the impact on markets was

All opinions and claims are based upon data on 3/15/18 and may not come to pass. This information is subject to change at any time, based upon economic, market and other considerations and should not be construed as a recommendation. Past performance is not indicative of future returns. Forecasts are based on assumptions, estimates, opinions and hypothetical models that may prove to be incorrect. Deutsche Asset Management Investment GmbH

CRC 055949 (03/2018)



significantly smaller than expected. For us, this means that from a market and volatility point of view, we don't want to overstate the importance of political events, unless they have tangible economic consequences. This is what we expect to see as a result of Brexit, and this could also be the case should Trump's protectionist rhetoric morph into a trade war.

- The market slump at the beginning of February demonstrated once again the concerns that dominate the market most – the risk of a sudden inflation explosion triggering interest-rate hikes.
- Market nervousness increases especially in times of disruptions. For example, when concerns about deflation turn into concerns about inflation. Or when the response pattern of new central-bank decision makers is not yet known.

Our market forecast....

Investors who invested their money in the third week of January and lost about ten percent shortly afterwards will be reluctant to agree, but we believe: the correction was healthy for markets. It corrected an overly brisk start to the year, an overly one-sided position, and an exceedingly relaxed risk tolerance. It also went some way toward rebalancing certain valuation mismatches.

We believe we saw the low point of volatility last year. However, the current interest-rate cycle and signs that the major central banks (Eurozone, Japan, United States) may start to reduce their balance sheets (latest in the fourth quarter of this year) have become too pervasive to be ignored by markets. We have identified the return of the Phillips curve as the main risk scenario for the next couple of years – as a worst-case scenario its nonlinear form (for more information see ["Low and slow" does not equal "Never, ever"](#)): the risk of a sharp rise in wage costs in the United States when the unemployment rate falls below a certain threshold.

However, this is not our base scenario. We still don't expect inflation and interest rates to push much higher in the current cycle. We believe that the US Federal Reserve could end its rate-hike cycle at around 3.0% already. We still do expect a more volatile year, as investors will have to come to terms with the issues of overheating and interest-rate cycles. At the same time, however, the synchronous global recovery continues to act as a safety net, which could extend the late-cycle glow for stock markets. Although average volatility is likely to rise only slightly, we still expect sudden volatility outbreaks.

...and how we position ourselves accordingly in multi-asset portfolio management

In the environment described above, we prefer equities to bonds in developed markets. Furthermore, we see a convincing risk-return ratio for equities, bonds and currencies in emerging markets.

As we expect further volatility outbreaks, we will still not pursue any aggressive short-volatility strategies either. In our opinion, there are more elegant ways of benefiting from volatility or changes in volatility. This includes, for example, exploiting price inconsistencies arising from volatility instruments' convexity.

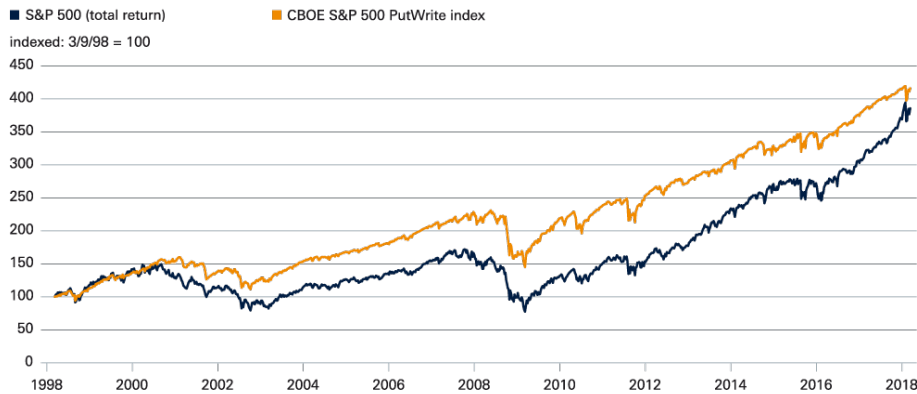
All opinions and claims are based upon data on 3/15/18 and may not come to pass. This information is subject to change at any time, based upon economic, market and other considerations and should not be construed as a recommendation. Past performance is not indicative of future returns. Forecasts are based on assumptions, estimates, opinions and hypothetical models that may prove to be incorrect. Deutsche Asset Management Investment GmbH

CRC 055949 (03/2018)



Another strategy, which in our opinion has become even more interesting following the slight increase in average volatility, is to write put options. The graph below shows an example of how an investment in an S&P 500 put option index would have performed, together with a corresponding cash amount invested in an interest-bearing instrument as collateral. The index performed similarly well to the S&P 500 over a period of 20 years, however with significantly lower volatility.

Selling S&P 500 puts versus buying the S&P 500: so far same result, but less stress



Sources: Thomsons Reuters Datastream, Deutsche Asset Management Investment GmbH; as of 3/13/18

All opinions and claims are based upon data on 3/15/18 and may not come to pass. This information is subject to change at any time, based upon economic, market and other considerations and should not be construed as a recommendation. Past performance is not indicative of future returns. Forecasts are based on assumptions, estimates, opinions and hypothetical models that may prove to be incorrect. Deutsche Asset Management Investment GmbH

CRC 055949 (03/2018)



Glossary

Barclays iPath S&P 500 VIX Short-Term Futures ETN

The **Barclays iPath S&P 500 VIX Short-Term Futures ETN** is an exchange traded note that traces the performance of the S&P 500 short-term Vix Futures TR index and therefore profits from increasing volatility in U.S. equity markets.

Brexit

Brexit is a combination of the words "Britain" and "Exit" and describes the possible exit of the United Kingdom of the European Union.

Capital expenditures (capex)

Capital expenditure (Capex) are funds used by a company to acquire or upgrade physical assets such as property, industrial buildings or equipment.

CBOE Volatility Index (Vix)

The **CBOE Volatility Index (Vix)** is a trademarked ticker symbol for the Chicago Board Options Exchange Market Volatility Index. It is a popular measure of the volatility of the S&P 500 as implied in the short term option prices on the index.

Collateral

In some transactions, **collateral** is used to protect the lender against the borrower's default. In case the borrower defaults on the interest or principal payment, the collateral can be used to offset the loan.

Commodity trading advisor (CTA)

A **commodity trading advisor (CTA)** is an individual or organization providing advice and services related to trading in futures contracts, commodity options and/or swaps.

Deflation

Deflation is a sustained decrease in the general price level of goods and services.

Emerging markets (EM)

Emerging markets (EM) are economies not yet fully developed in terms of, amongst others, market efficiency and liquidity.

Eurozone

The **Eurozone** is formed of 19 European Union member states that have adopted the euro as their common currency and sole legal tender.

Inflation

Inflation is the rate at which the general level of prices for goods and services is rising and, subsequently, purchasing power is falling.

All opinions and claims are based upon data on 3/15/18 and may not come to pass. This information is subject to change at any time, based upon economic, market and other considerations and should not be construed as a recommendation. Past performance is not indicative of future returns. Forecasts are based on assumptions, estimates, opinions and hypothetical models that may prove to be incorrect. Deutsche Asset Management Investment GmbH

CRC 055949 (03/2018)



Momentum

Momentum refers to the rate of growth of an index or security's price. Momentum investors believe that strong growth is likely to be followed by further gains.

MSCI AC World Index

The **MSCI AC World Index** captures large- and mid-cap companies across 23 developed- and 24 emerging-market countries.

Phillips curve

In economics, the Phillips curve is a historical inverse relationship between rates of unemployment and corresponding rates of inflation.

Purchasing Managers Index (PMI)

The Purchasing Managers Index (PMI) is an indicator of the economic health of the manufacturing sector in a specific country or region.

Put option

A **put option** is a financial security which gives the owner the right, but not the obligation, to sell an underlying asset at a specified price at a specified time (European option) or during a specified time period (American option).

Quantitative easing (QE)

Quantitative easing (QE) is an unconventional monetary-policy tool, in which a central bank conducts broad-based asset purchases.

S&P 500

The **S&P 500** is an index that includes 500 leading U.S. companies capturing approximately 80% coverage of available U.S. market capitalization.

U.S. Federal Reserve Board (the Fed)

The **U.S. Federal Reserve Board**, often referred to as "**the Fed**", is the central bank of the United States.

VelocityShares Daily Inverse VIX Short-Term ETN

The **VelocityShares Daily Inverse VIX Short-Term ETN** is an exchange traded note that provides short exposure to the S&P 500 VIX Short-Term Futures Index and therefore profits from falling volatility in U.S. equity markets.

Volatility

Volatility is the degree of variation of a trading-price series over time. It can be used as a measure of an asset's risk.

All opinions and claims are based upon data on 3/15/18 and may not come to pass. This information is subject to change at any time, based upon economic, market and other considerations and should not be construed as a recommendation. Past performance is not indicative of future returns. Forecasts are based on assumptions, estimates, opinions and hypothetical models that may prove to be incorrect. Deutsche Asset Management Investment GmbH

CRC 055949 (03/2018)



Risk warning

Investments are subject to investment risk, including market fluctuations, regulatory change, possible delays in repayment and loss of income and principal invested. The value of investments can fall as well as rise and you might not get back the amount originally invested at any point in time.

Investments in Foreign Countries – Such investments may be in countries that prove to be politically or economically unstable. Furthermore, in the case of investments in foreign securities or other assets, any fluctuations in currency exchange rates will affect the value of the investments and any restrictions imposed to prevent capital flight may make it difficult or impossible to exchange or repatriate foreign currency.

Foreign Exchange/Currency – Such transactions involve multiple risks, including currency risk and settlement risk. Economic or financial instability, lack of timely or reliable financial information or unfavorable political or legal developments may substantially and permanently alter the conditions, terms, marketability or price of a foreign currency. Profits and losses in transactions in foreign exchange will also be affected by fluctuations in currency where there is a need to convert the product's denomination(s) to another currency. Time zone differences may cause several hours to elapse between a payment being made in one currency and an offsetting payment in another currency. Relevant movements in currencies during the settlement period may seriously erode potential profits or significantly increase any losses.

High Yield Fixed Income Securities – Investing in high yield bonds, which tend to be more volatile than investment grade fixed income securities, is speculative. These bonds are affected by interest rate changes and the creditworthiness of the issuers, and investing in high yield bonds poses additional credit risk, as well as greater risk of default.

Hedge Funds – An investment in hedge funds is speculative and involves a high degree of risk, and is suitable only for “Qualified Purchasers” as defined by the US Investment Company Act of 1940 and “Accredited Investors” as defined in Regulation D of the 1933 Securities Act. No assurance can be given that a hedge fund's investment objective will be achieved, or that investors will receive a return of all or part of their investment.

Commodities – The risk of loss in trading commodities can be substantial. The price of commodities (e.g., raw industrial materials such as gold, copper and aluminium) may be subject to substantial fluctuations over short periods of time and may be affected by unpredicted international monetary and political policies. Additionally, valuations of commodities may be susceptible to such adverse global economic, political or regulatory developments. Prospective investors must independently assess the appropriateness of an investment in commodities in light of their own financial condition and objectives. Not all affiliates

All opinions and claims are based upon data on 3/15/18 and may not come to pass. This information is subject to change at any time, based upon economic, market and other considerations and should not be construed as a recommendation. Past performance is not indicative of future returns. Forecasts are based on assumptions, estimates, opinions and hypothetical models that may prove to be incorrect. Deutsche Asset Management Investment GmbH

CRC 055949 (03/2018)



or subsidiaries of Deutsche Bank Group offer commodities or commodities-related products and services.

Investment in private equity funds is speculative and involves significant risks including illiquidity, heightened potential for loss and lack of transparency. The environment for private equity investments is increasingly volatile and competitive, and an investor should only invest in the fund if the investor can withstand a total loss. In light of the fact that there are restrictions on withdrawals, transfers and redemptions, and the Funds are not registered under the securities laws of any jurisdictions, an investment in the funds will be illiquid. Investors should be prepared to bear the financial risks of their investments for an indefinite period of time.

Investment in real estate may be or become nonperforming after acquisition for a wide variety of reasons. Nonperforming real estate investment may require substantial workout negotiations and/ or restructuring.

Environmental liabilities may pose a risk such that the owner or operator of real property may become liable for the costs of removal or remediation of certain hazardous substances released on, about, under, or in its property. Additionally, to the extent real estate investments are made in foreign countries, such countries may prove to be politically or economically unstable. Finally, exposure to fluctuations in currency exchange rates may affect the value of a real estate investment.

Structured solutions are not suitable for all investors due to potential illiquidity, optionality, time to redemption, and the payoff profile of the strategy. We or our affiliates or persons associated with us or such affiliates may: maintain a long or short position in securities referred to herein, or in related futures or options, purchase or sell, make a market in, or engage in any other transaction involving such securities, and earn brokerage or other compensation. Calculations of returns on the instruments may be linked to a referenced index or interest rate. In such cases, the investments may not be suitable for persons unfamiliar with such index or interest rates, or unwilling or unable to bear the risks associated with the transaction. Products denominated in a currency, other than the investor's home currency, will be subject to changes in exchange rates, which may have an adverse effect on the value, price or income return of the products. These products may not be readily realizable investments and are not traded on any regulated market..

Important Information – UK

In the UK this publication is considered a financial promotion and is approved by DB AG on behalf of all entities trading as Deutsche Asset Management in the UK.

Deutsche Asset Management is the brand name of the Asset Management division of the Deutsche Bank Group. The respective legal entities offering products or services under the Deutsche Asset Management brand are specified in the respective contracts, sales materials and other product information documents. Deutsche Asset Management, through Deutsche Bank AG, its affiliated companies and its officers and employees (collectively

All opinions and claims are based upon data on 3/15/18 and may not come to pass. This information is subject to change at any time, based upon economic, market and other considerations and should not be construed as a recommendation. Past performance is not indicative of future returns. Forecasts are based on assumptions, estimates, opinions and hypothetical models that may prove to be incorrect. Deutsche Asset Management Investment GmbH

CRC 055949 (03/2018)



“Deutsche Bank”) are communicating this document in good faith and on the following basis.

This document is a financial promotion and is for general information purposes only and consequently may not be complete or accurate for your specific purposes. It is not intended to be an offer or solicitation, advice or recommendation, or the basis for any contract to purchase or sell any security, or other instrument, or for Deutsche Bank to enter into or arrange any type of transaction as a consequence of any information contained herein. It has been prepared without consideration of the investment needs, objectives or financial circumstances of any investor.

This document does not identify all the risks (direct and indirect) or other considerations which might be material to you when entering into a transaction. Before making an investment decision, investors need to consider, with or without the assistance of an investment adviser, whether the investments and strategies described or provided by Deutsche Bank, are suitability and appropriate, in light of their particular investment needs, objectives and financial circumstances. We assume no responsibility to advise the recipients of this document with regard to changes in our views.

Past performance is no guarantee of future results.

The products mentioned in this document may be subject to investment risk including market fluctuations, regulatory change, counterparty risk, possible delays in repayment and loss of income and principal invested. Additionally, investments denominated in an alternative currency will be subject to currency risk, changes in exchange rates which may have an adverse effect on the value, price or income of the investment. The value of an investment can fall as well as rise and you might not get back the amount originally invested at any point in time.

We have gathered the information contained in this document from sources we believe to be reliable; but we do not guarantee the accuracy, completeness or fairness of such information and it should not be relied on as such. Deutsche Bank has no obligation to update, modify or amend this document or to otherwise notify the recipient in the event that any matter stated herein, or any opinion, projection, forecast or estimate set forth herein, changes or subsequently becomes inaccurate.

Deutsche Bank does not give taxation or legal advice. Prospective investors should seek advice from their own taxation agents and lawyers regarding the tax consequences on the purchase, ownership, disposal, redemption or transfer of the investments and strategies suggested by Deutsche Bank. The relevant tax laws or regulations of the tax authorities may change at any time. Deutsche Bank is not responsible for and has no obligation with respect to any tax implications on the investment suggested.

No assurance can be given that any investment described herein would yield favorable investment results or that the investment objectives will be achieved. In general, the securities and financial instruments presented herein are not insured by the Federal Deposit

All opinions and claims are based upon data on 3/15/18 and may not come to pass. This information is subject to change at any time, based upon economic, market and other considerations and should not be construed as a recommendation. Past performance is not indicative of future returns. Forecasts are based on assumptions, estimates, opinions and hypothetical models that may prove to be incorrect. Deutsche Asset Management Investment GmbH

CRC 055949 (03/2018)



Insurance Corporation ("FDIC"), and are not guaranteed by or obligations of Deutsche Bank AG or its affiliates. We or our affiliates or persons associated with us may act upon or use material in this report prior to publication. DB may engage in transactions in a manner inconsistent with the views discussed herein. Opinions expressed herein may differ from the opinions expressed by departments or other divisions or affiliates of Deutsche Bank.

This document contains forward looking statements. Forward looking statements include, but are not limited to assumptions, estimates, projections, opinions, models and hypothetical performance analysis. The forward looking statements expressed constitute the author's judgment as of the date of this material. Forward looking statements involve significant elements of subjective judgments and analyses and changes thereto and/or consideration of different or additional factors could have a material impact on the results indicated. Therefore, actual results may vary, perhaps materially, from the results contained herein. No representation or warranty is made by Deutsche Bank as to the reasonableness or completeness of such forward looking statements or to any other financial information contained in this document.

This document may not be reproduced or circulated without our written authority. The manner of circulation and distribution of this document may be restricted by law or regulation in certain countries, including the United States. This document is not directed to, or intended for distribution to or use by, any person or entity who is a citizen or resident of or located in any locality, state, country or other jurisdiction, including the United States, where such distribution, publication, availability or use would be contrary to law or regulation or which would subject Deutsche Bank to any registration or licensing requirement within such jurisdiction not currently met within such jurisdiction. Persons into whose possession this document may come are required to inform themselves of, and to observe, such restrictions.

Deutsche Bank conducts its business according to the principle that it must manage conflicts of interest fairly, both between itself and its clients and between one client and another.

As a global financial services provider, Deutsche Bank faces actual and potential Conflicts of Interest periodically. The Bank's policy is to take all reasonable steps to maintain and operate effective organisational and administrative arrangements to identify and manage relevant conflicts. Senior management within the Bank are responsible for ensuring that the Bank's systems, controls and procedures are adequate to identify and manage Conflicts of Interest.

Deutsche Bank AG is authorised under German Banking Law (competent authority: European Central Bank) and, in the United Kingdom, by the Prudential Regulation Authority. It is subject to supervision by the European Central Bank and by BaFin, Germany's Federal Financial Supervisory Authority, and is subject to limited regulation in the United Kingdom by the Prudential Regulation Authority and the Financial Conduct Authority.

All opinions and claims are based upon data on 3/15/18 and may not come to pass. This information is subject to change at any time, based upon economic, market and other considerations and should not be construed as a recommendation. Past performance is not indicative of future returns. Forecasts are based on assumptions, estimates, opinions and hypothetical models that may prove to be incorrect. Deutsche Asset Management Investment GmbH

CRC 055949 (03/2018)



Deutsche Bank AG is a joint stock corporation with limited liability incorporated in the Federal Republic of Germany, Local Court of Frankfurt am Main, HRB No. 30 000; Branch Registration in England and Wales BR000005 and Registered Address: Winchester House, 1 Great Winchester Street, London EC2N 2DB. Deutsche Bank AG, London Branch is a member of the London Stock Exchange. (Details about the extent of our authorisation and regulation by the Prudential Regulation Authority, and regulation by the Financial Conduct Authority are available on request or from www.db.com/en/content/eu_disclosures.htm). Financial Services Registration Number 150018.

Deutsche Asset Management is a trading name of Deutsche Asset Management (UK) Limited. Registered in England & Wales No 5233891. Registered Office: Winchester House, 1 Great Winchester Street, London EC2N 2DB. Deutsche Asset Management (UK) Limited is authorised and regulated by the Financial Conduct Authority. Financial Services Registration Number 429806.

This document may not be distributed in Canada, Japan, the United States of America, or to any U.S. person.

© 2017 Deutsche Asset Management Investment GmbH

Disclaimer EMEA

Deutsche Asset Management is the brand name of the Asset Management division of the Deutsche Bank Group. The respective legal entities offering products or services under the Deutsche Asset Management brand are specified in the respective contracts, sales materials and other product information documents. Deutsche Asset Management, through Deutsche Bank AG, its affiliated companies and its officers and employees (collectively "Deutsche Bank") are communicating this document in good faith and on the following basis.

This document has been prepared without consideration of the investment needs, objectives or financial circumstances of any investor. Before making an investment decision, investors need to consider, with or without the assistance of an investment adviser, whether the investments and strategies described or provided by Deutsche Bank, are appropriate, in light of their particular investment needs, objectives and financial circumstances. Furthermore, this document is for information/discussion purposes only and does not constitute an offer, recommendation or solicitation to conclude a transaction and should not be treated as giving investment advice.

Deutsche Bank does not give tax or legal advice. Investors should seek advice from their own tax experts and lawyers, in considering investments and strategies suggested by Deutsche Bank. Investments with Deutsche Bank are not guaranteed, unless specified. Unless notified to the contrary in a particular case, investment instruments are not insured by the Federal Deposit Insurance Corporation ("FDIC") or any other governmental entity, and are not guaranteed by or obligations of Deutsche Bank AG or its affiliates.

All opinions and claims are based upon data on 3/15/18 and may not come to pass. This information is subject to change at any time, based upon economic, market and other considerations and should not be construed as a recommendation. Past performance is not indicative of future returns. Forecasts are based on assumptions, estimates, opinions and hypothetical models that may prove to be incorrect. Deutsche Asset Management Investment GmbH

CRC 055949 (03/2018)



Investments are subject to various risks, including market fluctuations, regulatory change, counterparty risk, possible delays in repayment and loss of income and principal invested. The value of investments can fall as well as rise and you may not recover the amount originally invested at any point in time. Furthermore, substantial fluctuations of the value of the investment are possible even over short periods of time.

This publication contains forward looking statements. Forward looking statements include, but are not limited to assumptions, estimates, projections, opinions, models and hypothetical performance analysis. The forward looking statements expressed constitute the author's judgment as of the date of this material. Forward looking statements involve significant elements of subjective judgments and analyses and changes thereto and/or consideration of different or additional factors could have a material impact on the results indicated. Therefore, actual results may vary, perhaps materially, from the results contained herein. No representation or warranty is made by Deutsche Bank as to the reasonableness or completeness of such forward looking statements or to any other financial information contained herein. The terms of any investment will be exclusively subject to the detailed provisions, including risk considerations, contained in the Offering Documents. When making an investment decision, you should rely on the final documentation relating to the transaction and not the summary contained herein.

This document may not be reproduced or circulated without our written authority. The manner of circulation and distribution of this document may be restricted by law or regulation in certain countries, including the United States. This document is not directed to, or intended for distribution to or use by, any person or entity who is a citizen or resident of or located in any locality, state, country or other jurisdiction, including the United States, where such distribution, publication, availability or use would be contrary to law or regulation or which would subject Deutsche Bank to any registration or licensing requirement within such jurisdiction not currently met within such jurisdiction. Persons into whose possession this document may come are required to inform themselves of, and to observe, such restrictions.

Kingdom of Bahrain

For Residents of the Kingdom of Bahrain: This document does not constitute an offer for sale of, or participation in, securities, derivatives or funds marketed in Bahrain within the meaning of Bahrain Monetary Agency Regulations. All applications for investment should be received and any allotments should be made, in each case from outside of Bahrain. This document has been prepared for private information purposes of intended investors only who will be institutions. No invitation shall be made to the public in the Kingdom of Bahrain and this document will not be issued, passed to, or made available to the public generally. The Central Bank (CBB) has not reviewed, nor has it approved, this document or the marketing of such securities, derivatives or funds in the Kingdom of Bahrain. Accordingly, the securities, derivatives or funds may not be offered or sold in Bahrain or to residents thereof

All opinions and claims are based upon data on 3/15/18 and may not come to pass. This information is subject to change at any time, based upon economic, market and other considerations and should not be construed as a recommendation. Past performance is not indicative of future returns. Forecasts are based on assumptions, estimates, opinions and hypothetical models that may prove to be incorrect. Deutsche Asset Management Investment GmbH

CRC 055949 (03/2018)



except as permitted by Bahrain law. The CBB is not responsible for performance of the securities, derivatives or funds.

State of Kuwait

This document has been sent to you at your own request. This presentation is not for general circulation to the public in Kuwait. The Interests have not been licensed for offering in Kuwait by the Kuwait Capital Markets Authority or any other relevant Kuwaiti government agency. The offering of the Interests in Kuwait on the basis a private placement or public offering is, therefore, restricted in accordance with Decree Law No. 31 of 1990 and the implementing regulations thereto (as amended) and Law No. 7 of 2010 and the bylaws thereto (as amended). No private or public offering of the Interests is being made in Kuwait, and no agreement relating to the sale of the Interests will be concluded in Kuwait. No marketing or solicitation or inducement activities are being used to offer or market the Interests in Kuwait.

United Arab Emirates

United Arab Emirates Deutsche Bank AG in the Dubai International Financial Centre (registered no. 00045) is regulated by the Dubai Financial Services Authority. Deutsche Bank AG – DIFC Branch may only undertake the financial services activities that fall within the scope of its existing DFSA license. Principal place of business in the DIFC: Dubai International Financial Centre, The Gate Village, Building 5, PO Box 504902, Dubai, U.A.E. This information has been distributed by Deutsche Bank AG. Related financial products or services are only available to Professional Clients, as defined by the Dubai Financial Services Authority.

State of Qatar

Deutsche Bank AG in the Qatar Financial Centre (registered no. 00032) is regulated by the Qatar Financial Centre Regulatory Authority. Deutsche Bank AG - QFC Branch may only undertake the financial services activities that fall within the scope of its existing QFCRA license. Principal place of business in the QFC: Qatar Financial Centre, Tower, West Bay, Level 5, PO Box 14928, Doha, Qatar. This information has been distributed by Deutsche Bank AG. Related financial products or services are only available to Business Customers, as defined by the Qatar Financial Centre Regulatory Authority.

Kingdom of Saudi Arabia

Deutsche Securities Saudi Arabia LLC Company, (registered no. 07073-37) is regulated by the Capital Market Authority. Deutsche Securities Saudi Arabia may only undertake the financial services activities that fall within the scope of its existing CMA license. Principal place of business in Saudi Arabia: King Fahad Road, Al Olaya District, P.O. Box 301809, Faisaliah Tower – 17th Floor, 11372 Riyadh, Saudi Arabia. This document may not be distributed in Canada, Japan, the United States of America, or to any U.S. person.

© 2017 Deutsche Asset Management Investment GmbH

All opinions and claims are based upon data on 3/15/18 and may not come to pass. This information is subject to change at any time, based upon economic, market and other considerations and should not be construed as a recommendation. Past performance is not indicative of future returns. Forecasts are based on assumptions, estimates, opinions and hypothetical models that may prove to be incorrect. Deutsche Asset Management Investment GmbH

CRC 055949 (03/2018)



Publisher: Deutsche Asset Management Investment GmbH,
Mainzer Landstraße 11-17, 60329 Frankfurt am Main, Germany

All opinions and claims are based upon data on 3/15/18 and may not come to pass. This information is subject to change at any time, based upon economic, market and other considerations and should not be construed as a recommendation. Past performance is not indicative of future returns. Forecasts are based on assumptions, estimates, opinions and hypothetical models that may prove to be incorrect. Deutsche Asset Management Investment GmbH

CRC 055949 (03/2018)